

IPPM
Internet-Draft
Intended status: Standards Track
Expires: April 23, 2019

H. Song, Ed.
T. Zhou
Z. Li
Huawei
October 20, 2018

Export User Flow Telemetry Data by Postcard Packets
draft-song-ippm-postcard-based-telemetry-00

Abstract

This document describes a proposal which allows network OAM applications to collect telemetry data about any user packet. Unlike similar techniques such as INT and in-situ OAM, the Postcard-Based Telemetry (PBT) does not require inserting telemetry data into user packets, but directly exports the telemetry data to a collector through separated OAM packets called postcards. Two variations of PBT are described in this document: one requires inserting an instruction header to user packets to guide the data collection and the other only marks the user packets to invoke the data collection. Each has its own pros and cons. Either way, the postcards for a single user packet are from multiple devices and need to be correlated at the collector, which is a unique issue pertaining to PBT. Whereas, PBT provides an alternative to INT and address several implementation and deployment challenges of the INT-based solutions.

Status of This Memo

This Internet-Draft is submitted in full conformance with the provisions of [BCP 78](#) and [BCP 79](#).

Internet-Drafts are working documents of the Internet Engineering Task Force (IETF). Note that other groups may also distribute working documents as Internet-Drafts. The list of current Internet-Drafts is at <https://datatracker.ietf.org/drafts/current/>.

Internet-Drafts are draft documents valid for a maximum of six months and may be updated, replaced, or obsoleted by other documents at any time. It is inappropriate to use Internet-Drafts as reference material or to cite them other than as "work in progress."

This Internet-Draft will expire on April 23, 2019.

Copyright Notice

Copyright (c) 2018 IETF Trust and the persons identified as the document authors. All rights reserved.

This document is subject to [BCP 78](#) and the IETF Trust's Legal Provisions Relating to IETF Documents (<https://trustee.ietf.org/license-info>) in effect on the date of publication of this document. Please review these documents carefully, as they describe your rights and restrictions with respect to this document. Code Components extracted from this document must include Simplified BSD License text as described in Section 4.e of the Trust Legal Provisions and are provided without warranty as described in the Simplified BSD License.

Table of Contents

1.	Motivation	2
2.	PBT-M: Postcard-based Telemetry with Packet Marking	4
2.1.	New Requirements	5
2.2.	Solution Description	6
2.3.	New Challenges	7
2.4.	Considerations on PBT-M Design	7
2.4.1.	Packet Marking	7
2.4.2.	Flow Path Discovery	8
2.4.3.	Packet Identity for Export Data Correlation	8
3.	PBT-I: Postcard-based Telemetry with Instruction Header	9
3.1.	Solution Description	10
3.2.	PBT-I Telemetry Instruction Header	11
3.3.	Considerations on PBT-I Design	12
4.	Security Considerations	12
5.	IANA Considerations	12
6.	Contributors	13
7.	Acknowledgments	13
8.	Informative References	13
	Authors' Addresses	16

[1. Motivation](#)

In order to gain detailed data plane visibility to support effective network OAM, it is important to be able to examine the trace of user packets along their forwarding paths. Such path-associated data reflect the state and status of each user packet's real-time experience and provide valuable information for network monitoring, measurement, and diagnosis.

The telemetry data include the detailed forwarding path, the timestamp/latency at each network node, and other information. The

emerging programmable data plane devices allow more sophisticated data to be retrieved [[I-D.song-opsawg-dnp4iq](#)]. Such path-associated flow data can only be derived from the live user packets. The data complement with the other data acquired through passive and active OAM mechanisms such as IPFIX [[RFC7011](#)] and ICMP [[RFC2925](#)].

In-band Network Telemetry (INT) was designed to cater exactly this need. in-situ OAM (iOAM) [[I-D.brockners-inband-oam-requirements](#)] represents the related standardization efforts. Essentially, INT augments user packets with instructions to tell each network node on the forwarding paths which data to collect. The requested data are inserted into and travel along with the user packets. The path-end node strips off the data trace and exports it to a data collector for processing.

While the concept is simple and straightforward, INT faces several technical challenges:

- o Issue 1: INT header and data processing needs to be done in data plane fast path. It may interfere with the normal traffic forwarding (e.g., leading to forwarding performance degradation) and lead to inaccurate measurements (e.g., resulting in longer latency measurements than usual). This undesirable "observer effect" is problematic to carrier networks where stringent SLA must be observed.
- o Issue 2: INT may significantly increase the user packet's original size by adding the instruction header and data at each traversed node. The longer the forwarding path and the more the data collected, the larger the packet will become. The size may exceed the path MTU so either INT cannot apply or the packet needs to be fragmented. Limiting the data size or path length reduces the effectiveness of INT. On the other hand, the INT header and data can be deeply embedded in a packet due to various transport protocol and tunnel configurations. The required deep packet header inspection and processing may be infeasible to some data plane fast path where only a limited number of header bytes are accessible.
- o Issue 3: INT requires attaching an instruction header to user packets to inform network nodes what types of data to collect. Due to the header overhead constraint and hardware-friendly consideration, TLV is undesirable for data type encoding. Instead, iOAM use a bitmap where each bit indicates one pre-defined data type [[I-D.ietf-ippm-ioam-data](#)]. However, new use cases may require new data types. The current allocated 16-bit bitmap limits the data type scalability. The proposed bitmap extension in [[I-D.song-ippm-ioam-data-extension](#)] provides a method

to support more data types but it also increases the iOAM header size.

- o Issue 4: INT header need to be encapsulated into user packets for transport. [[I-D.brockners-inband-oam-transport](#)] has discussed several encapsulation approaches for different transport protocols. However, it is difficult to encapsulate extra header in MPLS and IPv4 networks which happens to be the most widely deployed and where the path-associated telemetry data is most wanted by operators. The proposed NVGRE encapsulation for IPv4 in [[I-D.brockners-inband-oam-transport](#)] requires a tunnel to be built between each pair of nodes which may be unrealistic for plain IP networks.
- o Issue 5: The INT header and data are vulnerable to eavesdropping and tampering as well as DoS attack. Extra protective measurement is difficult on the fast data path.
- o Issue 6: Since INT only exports the telemetry data at the designated end node, if the packet is dropped in the network, the data will be lost. It cannot pinpoint the packet drop location which is required for fault diagnosis.

The above issues are inherent to the INT-based solutions. Nevertheless, the path-associated data acquired by INT are valuable for network operators. Therefore, alternative approaches which can collect the same data but avoid or mitigate the above issues are desired. This document provides a new proposal named Postcard-Based Telemetry (PBT) with two different implementation variations, each having its own trade-off and addressing some or all of the above issues. The basic idea of PBT is simple: at each node, instead of inserting the collected data into the user packets, the data are directly exported through dedicated OAM packets. Such "postcard" approach is in contrast to the "passport stamps" approach adopted by INT [[DOI 10.1145_2342441.2342453](#)]. The OAM packets or postcards can be transported in band or out of band, independent of the original user packets.

2. PBT-M: Postcard-based Telemetry with Packet Marking

This section describes the first variation of PBT. PBT-M aims to address all the challenges of INT listed above and introduce some new benefits. We first list all the design requirements of PBT-M.

2.1. New Requirements

- o Req. 1: We should avoid augmenting user packets with new headers or introducing new data plane protocols. This helps to alleviate or eliminate the issue 1, 2, 4, and 5. We expect the OAM data collecting signaling remains in data plane. Simple packet marking techniques suffice to serve this purpose. It is also possible to configure the OAM data collecting from the control plane.
- o Req. 2: We should make the scheme extensible for collecting arbitrary new data to support possible future use cases. The data set to be collected is preferred to be configured through management plane or control plane. Since there is no limitation on the types of data, any data including those generated by customized DNPs [[I-D.song-opsawg-dnp4iq](#)] can be collected. Since there is no size constraints any more, it is free to use the more flexible TLV for data type definition. This addresses the issue 2 and 3.
- o Req. 3: We should avoid interfering the normal forwarding and affecting the forwarding performance when conducting data plane OAM tasks. Hence, the collected data are better to be transported independently by dedicated OAM packets through in-band or out-of-band channels. The data collecting, processing, assembly, encapsulation, and transport are therefore decoupled from the forwarding of the corresponding user packets and can be performed in data plane slow path if necessary. This addresses the issue 1, 4, and 5.
- o Req. 4: The data collected from each node is not necessarily identical, depending on application requirements and node capability. Data for different operation modes can be collected at the same time. These requirements are either impossible or very difficult to be supported by INT in which data types collected per node are supposed to be identical and for a single mode.
- o Req. 5: The flow's path-associated data can be sensitive and the security concerns need to be carefully addressed. Sending OAM data with independent packets also makes it easy to secure the collected data without exposing it to unnecessary entities. For example, the data can be encrypted before being sent to the collector so passive eavesdropping and man-in-the-middle attack can both be deterred. This addresses the issue 5.
- o Req. 6: Even if a user packet under inspection is dropped in network, the OAM data that have been collected should still be

exported and help to diagnose the packet drop location and reason. This addresses the issue 6.

2.2. Solution Description

In light of the above discussion, the sketch of the proposed solution, PBT-M, is as follows. The user packet, if its path-associated data need to be collected, is marked at the path head node. At each PBT-aware node, a postcard (i.e., the dedicated OAM packet triggered by a marked user packet) is generated and sent to a collector. The postcard contains the data requested by the management plane. The requested data are configured by the management plane through data templates (as in IPFIX [[RFC7011](#)]) or other means. Once the collector receives all the postcards for a single user packet, it can infer the packet's forwarding path and analyze the data set. The path end node is configured to unmark the packets to its original format if necessary.

The overall architecture of PBT-M is depict in Figure 1.

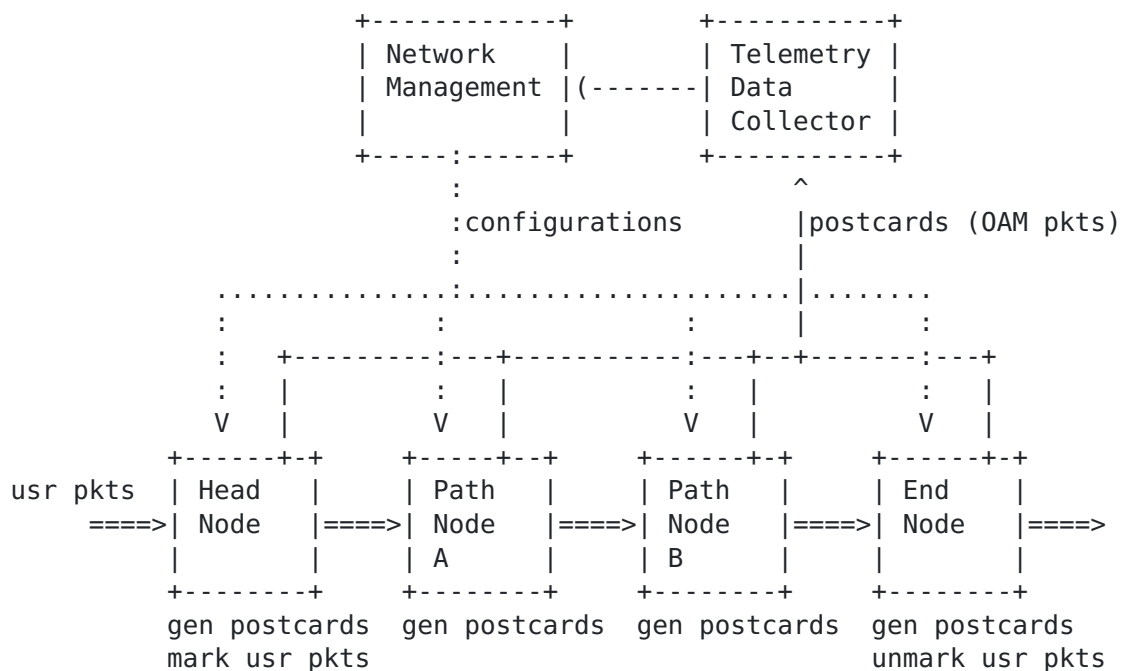


Figure 1: Architecture of PBT-M

Next we discuss the details of the PBT-M solution and the potential standard gaps.

2.3. New Challenges

Although PBT-M solves the issues of INT, it does introduce a few new challenges.

- o Challenge 1: A user packet needs to be marked in order to trigger the path-associated data collection. Since we do not want to augment user packets with any new header fields (i.e., Req. 1), we must take advantage of the existing header fields.
- o Challenge 2: Since the packet header will not carry OAM instructions any more, the data plane devices need to be configured to know what data to collect. However, in general, the forwarding path of a flow packet (due to ECMP or dynamic routing) is unknown beforehand. Configuring the data set for each flow at all data plane devices is expensive in terms of configuration load and data plane resources.
- o Challenge 3: Due to the variable transport latency, the dedicated OAM packets for a single packet may arrive at the collector out of order or be dropped in networks for some reason. In order to infer the packet forwarding path, the collector needs some information from the OAM packets to identify the user packet affiliation and the order of path node traversal.

2.4. Considerations on PBT-M Design

To address the above challenges, we propose several design details of PBT-M.

2.4.1. Packet Marking

Instead of stuffing new header fields into user packets, it is preferred to reuse some existing header fields. To trigger the path-associated data collection, usually a single bit is sufficient. While no such bit is available, other packet marking techniques are needed. we discuss three possible application scenarios.

- o IPv4. IPFPM [[I-D.ietf-ippm-alt-mark](#)] is an IP flow performance measurement framework which also requires a single bit for packet coloring. The difference is that IPFPM does in-network measurement while PBT only collects and exports data at network nodes (i.e., the data analysis is done at the collector). IPFPM suggests to use some reserved bit of the Flag field or some unused bit of the TOS field. Actually, IPFPM can be considered a subcase of PBT so the same bit can be used for PBT. The management plane is responsible to configure the actual operation mode.

- o SFC NSH. The OAM bit in NSH header can be used to trigger the path-associated data collection [[I-D.ietf-sfc-nsh](#)]. PBT does not add any other metadata to NSH.
- o MPLS. Instead of choosing a header bit, we take advantage of the synonymous flow label [[I-D.bryant-mpls-synonymous-flow-labels](#)] approach to mark the packets. A synonymous flow label indicates the path-associated data should be collected and forwarded through a postcard.

2.4.2. Flow Path Discovery

By default, all PBT-aware nodes are configured to react to the marked packets by exporting some basic data such as node ID and TTL before a data set template for that flow is configured. This way, the management plane can learn the flow path.

If the management plane wants to collect the path-associated data for some flow, it configures the head node(s) with a probability or time interval for the flow packet marking. When the first marked packet is forwarded in the network, the PBT-aware nodes will export the basic data to the collector. Hence, the flow path is identified. If other types of data need to be collected, the management plane can further configure the data set template to the target nodes. The PBT-aware nodes would collect and export data accordingly if the packet is marked and a data set template is present.

If for any reason, the flow path is changed. The new path nodes can be learnt immediately by the collector, so the management plane controller can be informed to configure the new path nodes. The outdated configuration can be automatically timed out or explicitly revoked by the management plane controller.

2.4.3. Packet Identity for Export Data Correlation

The collector needs to correlate all the OAM packets for a single user packet. Once this is done, the TTL (or the timestamp, if the network time is synchronized) can be used to infer the flow forwarding path. The key issue here is to uniquely identify the user packet affiliation of the OAM packet.

The first possible approach is to include the flow ID plus the user packet ID in the OAM packets. The user packet ID can be some unique information pertaining to a user packet (e.g., the sequence number of a TCP packet).

If the packet marking interval is long enough, then the flow ID itself is enough to identify the user packet. That is, we can assume

all the exported OAM packets for the same flow during a short period of time belong to the same user packet.

If the network is synchronized, then the flow ID plus the timestamp at each node can also infer the packet identity. However, some errors may occur under some circumstances. For example, if two consecutive user packets from the same flows are both marked and one exported OAM packet from a node is lost, then it is difficult for the collector to decide which user packet the remaining OAM packet belongs to. In many cases, such rare errors may be tolerable.

3. PBT-I: Postcard-based Telemetry with Instruction Header

Since PBT-M has some challenges as listed in [Section 2.3](#), this section describes another variation of PBT, which essentially compromises some of the design requirements listed in [Section 2.1](#), yet retains most of the benefits of PBT.

PBT-I can be seen as a trade-off between INT/ioAM and PBT-M. PBT-I needs to add a fixed length instruction header to user packets for OAM data collection. However, the collected data will be exported through dedicated OAM packets. On the one hand, PBT-I violates the Req. 1 in [Section 2.1](#). It also makes it harder to meet the Req. 2. On the other hand, the overhead of the instruction header is under control and user packets will not inflate with path length or telemetry data amount. We also introduce an optimization to mitigate the impact on Req. 2. In return, PBT-I addresses all the challenges of PBT-M:

- o There is no need to find an existing header field to mark a user packet. The encapsulation of the PBT-I instruction header can use the same method for ioAM. So far, the ioAM header encapsulation methods have been defined for several protocols, including IPv6, VXLAN-GPE, NSH, SRv6 [[I-D.brockners-inband-oam-transport](#)], [[I-D.ietf-sfc-ioam-nsh](#)], GENEVE [[I-D.brockners-ippm-ioam-geneve](#)], and GRE [[I-D.weis-ippm-ioam-gre](#)]. [[I-D.song-mpls-extension-header](#)] describes the approach to encapsulate the instruction header into MPLS packets.
- o There is no need to configure the node about the set of data to be collected since all the information is carried in the instruction header. We adopt the optimization in [[I-D.song-ippm-ioam-data-extension](#)] to address the data scalability issue incurred by the instruction header.
- o The instruction header contains enough information to help correlate the OAM packets belonging to a user packets. Even

better, new fields are added to track the flow and the packet, so any packet under inspection can be easily identified even in tunnels and the collector can easily check if any user packet under inspection or its OAM data packet is missing.

3.1. Solution Description

The sketch of the proposed solution, PBT-I, is as follows. If the path-associated data need to be collected for a user packet, an instruction header named Telemetry Instruction Header (TIH) is inserted into the packet at the path head node. At each PBT-aware node, a postcard is generated and sent to a collector. Once the collector receives all the postcards for a single user packet, it can combine and analyze the data set. The path end node is configured to remove the TIH.

The overall architecture of PBT-I is depict in Figure 2.

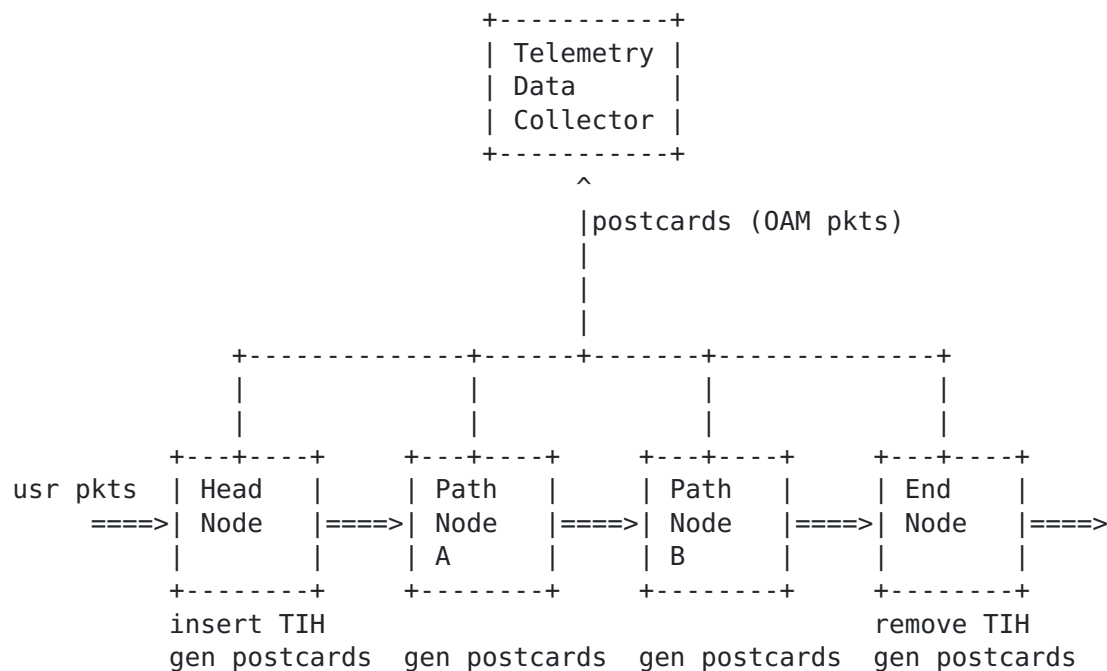


Figure 2: Architecture of PBT-I

3.2. PBT-I Telemetry Instruction Header

The proposed format of TIH is shown in Figure 3.

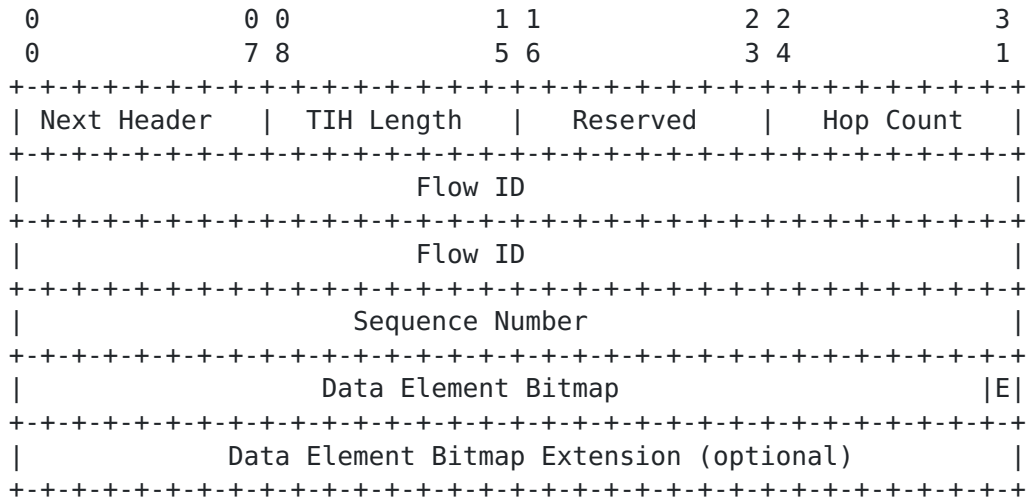


Figure 3: TIH Format

- 0 Next Header: the 8-bit indicator indicating the next protocol after TIH.
- 0 TIH Length: the 8-bit Instruction Header Length field. The value is in the unit of 4-octet words.
- 0 Hop Count: the 8-bit Hop Count field. It is used to count the hops of the TIH-aware nodes, starting for 0 and incremented by 1 at each PBT-aware node.
- 0 Flow ID: the 64-bit flow ID field. If the actual flow ID is shorter than 64 bits, it is right aligned with the leading bits being filled with 0. The field is set at the head node.
- 0 Sequence Number: the 32-bit sequence number starting from 0 and increasing by 1 for each following monitored packet from the same flow at the head node.
- 0 Data Element Bitmap: the 31-bit bitmap indicating the list of required data elements.
- 0 E bit: Data Extension Indicator. This bit has a default value of 0. If set, it indicates a following data element bitmap extension word, as described in [[I-D.song-ippm-ioam-data-extension](#)].

The specification of the data element bitmap is as follows:

- o Bit 0: Node ID (32b)
- o Bit 1: TTL (8b), derived from the TTL field in the packet header
- o Bit 2: Ingress Interface ID (32b)
- o Bit 3: Egress Interface ID (32b)
- o Bit 4: Ingress Timestamp (64b)
- o Bit 5: Egress Timestamp (64b)
- o Bit 6: Transit Delay (32b)
- o Bit 7: Egress Queue Depth (32b)
- o Bit 8: Ingress MTU (32b)
- o Bit 9: Egress MTU (32b)
- o Bit 10: Egress Packet Length (32b)
- o Bit 11-30: Undefined

3.3. Considerations on PBT-I Design

4. Security Considerations

Several security issues need to be considered.

- o Eavesdrop and tamper: the OAM packets can be encrypted and authenticated.
- o DoS attack: PBT can be limited to a single administration domain, or the enforce mark or instruction header are checked at the domain edge. The node can rate limit the extra traffic incurred by the OAM data.

5. IANA Considerations

TBD.

6. Contributors

TBD.

7. Acknowledgments

TBD.

8. Informative References

[DOI_10.1145_2342441.2342453]

Handigol, N., Heller, B., Jeyakumar, V., MaziA(C)res, D., and N. McKeown, "Where is the debugger for my software-defined network?", Proceedings of the first workshop on Hot topics in software defined networks - HotSDN '12, DOI 10.1145/2342441.2342453, 2012.

[I-D.brockners-inband-oam-requirements]

Brockners, F., Bhandari, S., Dara, S., Pignataro, C., Gredler, H., Leddy, J., Youell, S., Mozes, D., Mizrahi, T., <>, P., and r. remy@barefootnetworks.com, "Requirements for In-situ OAM", [draft-brockners-inband-oam-requirements-03](#) (work in progress), March 2017.

[I-D.brockners-inband-oam-transport]

Brockners, F., Bhandari, S., Govindan, V., Pignataro, C., Gredler, H., Leddy, J., Youell, S., Mizrahi, T., Mozes, D., Lapukhov, P., and R. Chang, "Encapsulations for In-situ OAM Data", [draft-brockners-inband-oam-transport-05](#) (work in progress), July 2017.

[I-D.brockners-ippm-ioam-geneve]

Brockners, F., Bhandari, S., Govindan, V., Pignataro, C., Gredler, H., Leddy, J., Youell, S., Mizrahi, T., Mozes, D., Lapukhov, P., and R. Chang, "Geneve encapsulation for In-situ OAM Data", [draft-brockners-ippm-ioam-geneve-01](#) (work in progress), June 2018.

[I-D.bryant-mpls-synonymous-flow-labels]

Bryant, S., Swallow, G., Sivabalan, S., Mirsky, G., Chen, M., and Z. Li, "[RFC6374](#) Synonymous Flow Labels", [draft-bryant-mpls-synonymous-flow-labels-01](#) (work in progress), July 2015.

[I-D.clemm-netconf-push-smart-filters-ps]

Clemm, A., Voit, E., Liu, X., Bryskin, I., Zhou, T., Zheng, G., and H. Birkholz, "Smart filters for Push Updates - Problem Statement", [draft-clemm-netconf-push-smart-filters-ps-00](#) (work in progress), October 2017.

[I-D.ietf-ippm-alt-mark]

Fioccola, G., Capello, A., Cociglio, M., Castaldelli, L., Chen, M., Zheng, L., Mirsky, G., and T. Mizrahi, "Alternate Marking method for passive and hybrid performance monitoring", [draft-ietf-ippm-alt-mark-14](#) (work in progress), December 2017.

[I-D.ietf-ippm-ioam-data]

Brockners, F., Bhandari, S., Pignataro, C., Gredler, H., Leddy, J., Youell, S., Mizrahi, T., Mozes, D., Lapukhov, P., Chang, R., and d. daniel.bernier@bell.ca, "Data Fields for In-situ OAM", [draft-ietf-ippm-ioam-data-00](#) (work in progress), September 2017.

[I-D.ietf-netconf-udp-pub-channel]

Zheng, G., Zhou, T., and A. Clemm, "UDP based Publication Channel for Streaming Telemetry", [draft-ietf-netconf-udp-pub-channel-01](#) (work in progress), November 2017.

[I-D.ietf-netconf-yang-push]

Clemm, A., Voit, E., Prieto, A., Tripathy, A., Nilsen-Nygaard, E., Bierman, A., and B. Lengyel, "YANG Datastore Subscription", [draft-ietf-netconf-yang-push-12](#) (work in progress), December 2017.

[I-D.ietf-sfc-ioam-nsh]

Brockners, F., Bhandari, S., Govindan, V., Pignataro, C., Gredler, H., Leddy, J., Youell, S., Mizrahi, T., Mozes, D., Lapukhov, P., and R. Chang, "NSH Encapsulation for In-situ OAM Data", [draft-ietf-sfc-ioam-nsh-00](#) (work in progress), May 2018.

[I-D.ietf-sfc-nsh]

Quinn, P., Elzur, U., and C. Pignataro, "Network Service Header (NSH)", [draft-ietf-sfc-nsh-28](#) (work in progress), November 2017.

[I-D.sambo-netmod-yang-fsm]

Sambo, N., Castoldi, P., Fioccola, G., Cugini, F., Song, H., and T. Zhou, "YANG model for finite state machine", [draft-sambo-netmod-yang-fsm-00](#) (work in progress), October 2017.

[I-D.song-ippm-ioam-data-extension]

Song, H. and T. Zhou, "In-situ OAM Data Type Extension", [draft-song-ippm-ioam-data-extension-00](#) (work in progress), October 2017.

[I-D.song-ippm-ioam-tunnel-mode]

Song, H., Li, Z., Zhou, T., and Z. Wang, "In-situ OAM Processing in Tunnels", [draft-song-ippm-ioam-tunnel-mode-00](#) (work in progress), June 2018.

[I-D.song-mpls-extension-header]

Song, H., Li, Z., Zhou, T., and L. Andersson, "MPLS Extension Header", [draft-song-mpls-extension-header-01](#) (work in progress), August 2018.

[I-D.song-opsawg-dnp4iq]

Song, H. and J. Gong, "Requirements for Interactive Query with Dynamic Network Probes", [draft-song-opsawg-dnp4iq-01](#) (work in progress), June 2017.

[I-D.talwar-rtgwg-grpc-use-cases]

Specification, g., Kolhe, J., Shaikh, A., and J. George, "Use cases for gRPC in network management", [draft-talwar-rtgwg-grpc-use-cases-01](#) (work in progress), January 2017.

[I-D.weis-ippm-ioam-gre]

Weis, B., Brockners, F., crhill@cisco.com, c., Bhandari, S., Govindan, V., Pignataro, C., Gredler, H., Leddy, J., Youell, S., Mizrahi, T., Kfir, A., Gafni, B., Lapukhov, P., and M. Spiegel, "GRE Encapsulation for In-situ OAM Data", [draft-weis-ippm-ioam-gre-00](#) (work in progress), March 2018.

[RFC2925] White, K., "Definitions of Managed Objects for Remote Ping, Traceroute, and Lookup Operations", [RFC 2925](#), DOI 10.17487/RFC2925, September 2000, <<https://www.rfc-editor.org/info/rfc2925>>.

[RFC6241] Enns, R., Ed., Bjorklund, M., Ed., Schoenwaelder, J., Ed., and A. Bierman, Ed., "Network Configuration Protocol (NETCONF)", [RFC 6241](#), DOI 10.17487/RFC6241, June 2011, <<https://www.rfc-editor.org/info/rfc6241>>.

[RFC7011] Claise, B., Ed., Trammell, B., Ed., and P. Aitken, "Specification of the IP Flow Information Export (IPFIX) Protocol for the Exchange of Flow Information", STD 77, [RFC 7011](#), DOI 10.17487/RFC7011, September 2013, <<https://www.rfc-editor.org/info/rfc7011>>.

Authors' Addresses

Haoyu Song (editor)
Huawei
2330 Central Expressway
Santa Clara, 95050
USA

Email: haoyu.song@huawei.com

Tianran Zhou
Huawei
156 Beiqing Road
Beijing, 100095
P.R. China

Email: zhoutianran@huawei.com

Zhenbin Li
Huawei
156 Beiqing Road
Beijing, 100095
P.R. China

Email: lizhenbin@huawei.com