

Workgroup: PCE Working Group  
Internet-Draft: draft-ietf-pce-multipath-11  
Published: 8 April 2024  
Intended Status: Standards Track  
Expires: 10 October 2024

Authors: M. Koldychev                      S. Sivabalan  
          Ciena Corporation                Ciena Corporation  
          T. Saad                              V. Beeram  
          Juniper Networks, Inc.        Juniper Networks, Inc.  
          H. Bidgoli    B. Yadav    S. Peng  
          Nokia                      Ciena              Huawei Technologies  
          G. Mishra  
          Verizon Inc.

## **PCEP Extensions for Signaling Multipath Information**

### **Abstract**

Certain traffic engineering path computation problems require solutions that consist of multiple traffic paths, that together form a solution. Returning just one single traffic path does not provide a valid solution. This document defines mechanisms to encode multiple paths for a single set of objectives and constraints. This allows encoding of multiple Segment Lists per Candidate Path within a Segment Routing Policy. The new PCEP mechanisms are meant to be generic, where possible, to allow for future re-use outside of SR Policy. The new PCEP mechanisms are applicable to both stateless and stateful PCEP.

### **Status of This Memo**

This Internet-Draft is submitted in full conformance with the provisions of BCP 78 and BCP 79.

Internet-Drafts are working documents of the Internet Engineering Task Force (IETF). Note that other groups may also distribute working documents as Internet-Drafts. The list of current Internet-Drafts is at <https://datatracker.ietf.org/drafts/current/>.

Internet-Drafts are draft documents valid for a maximum of six months and may be updated, replaced, or obsoleted by other documents at any time. It is inappropriate to use Internet-Drafts as reference material or to cite them other than as "work in progress."

This Internet-Draft will expire on 10 October 2024.

### **Copyright Notice**

Copyright (c) 2024 IETF Trust and the persons identified as the document authors. All rights reserved.

This document is subject to BCP 78 and the IETF Trust's Legal Provisions Relating to IETF Documents (<https://trustee.ietf.org/license-info>) in effect on the date of publication of this document. Please review these documents carefully, as they describe your rights and restrictions with respect to this document. Code Components extracted from this document must include Revised BSD License text as described in Section 4.e of the Trust Legal Provisions and are provided without warranty as described in the Revised BSD License.

## Table of Contents

- [1. Introduction](#)
- [2. Terminology](#)
  - [2.1. Terms and Abbreviations](#)
- [3. Motivation](#)
  - [3.1. Signaling Multiple Segment-Lists of an SR Candidate-Path](#)
  - [3.2. Splitting of Requested Bandwidth](#)
  - [3.3. Reverse Path Information](#)
- [4. Protocol Extensions](#)
  - [4.1. Path Attributes Object](#)
  - [4.2. Multipath Weight TLV](#)
  - [4.3. Multipath Backup TLV](#)
  - [4.4. Multipath Opposite Direction Path TLV](#)
  - [4.5. Composite Candidate Path](#)
    - [4.5.1. Per-Flow Candidate Path](#)
- [5. Operation](#)
  - [5.1. Capability Negotiation](#)
    - [5.1.1. Multipath Capability TLV](#)
  - [5.2. Path ID](#)
  - [5.3. Signaling Multiple Paths for Loadbalancing](#)
  - [5.4. Signaling Multiple Paths for Protection](#)
- [6. PCEP Message Extensions](#)
- [7. Examples](#)
  - [7.1. SR Policy Candidate-Path with Multiple Segment-Lists](#)
  - [7.2. Two Primary Paths Protected by One Backup Path](#)
  - [7.3. Composite Candidate Path](#)
  - [7.4. Opposite Direction Tunnels](#)
- [8. Implementation Status](#)
  - [8.1. Cisco Systems](#)
  - [8.2. Ciena Corp](#)
  - [8.3. Huawei Technologies](#)
- [9. IANA Considerations](#)
  - [9.1. PCEP Object](#)
  - [9.2. PCEP TLV](#)
  - [9.3. PCEP-Error Object](#)
  - [9.4. Flags in the Multipath Capability TLV](#)
  - [9.5. Flags in the Path Attribute Object](#)
  - [9.6. Flags in the Multipath Backup TLV](#)
  - [9.7. Flags in the Multipath Opposite Direction Path TLV](#)
- [10. Security Considerations](#)
- [11. Acknowledgement](#)

- [12. Contributors](#)
- [13. References](#)
  - [13.1. Normative References](#)
  - [13.2. Informative References](#)
- [Authors' Addresses](#)

## 1. Introduction

Segment Routing Policy for Traffic Engineering [[RFC9256](#)] details the concepts of SR Policy and approaches to steering traffic into an SR Policy. In particular, it describes the SR candidate-path as a collection of one or more Segment-Lists. The current PCEP standards only allow for signaling of one Segment-List per Candidate-Path. PCEP extension to support Segment Routing Policy Candidate Paths [[I-D.ietf-pce-segment-routing-policy-cp](#)] specifically avoids defining how to signal multiple Segment-Lists.

This document defines the required extensions that allow the signaling of multipath information via PCEP. Although these extensions are motivated by the SR Policy use case, they are also applicable to other data plane types.

## 2. Terminology

The key words “MUST”, “MUST NOT”, “REQUIRED”, “SHALL”, “SHALL NOT”, “SHOULD”, “SHOULD NOT”, “RECOMMENDED”, “NOT RECOMMENDED”, “MAY”, and “OPTIONAL” in this document are to be interpreted as described in BCP 14 [[RFC2119](#)] [[RFC8174](#)] when, and only when, they appear in all capitals, as shown here.

### 2.1. Terms and Abbreviations

The following terms are used in this document:

ECMP:

Equal Cost Multi Path, equally distributing traffic among multiple paths/links, where each path/link gets the same share of traffic as others.

W-ECMP:

Weighted ECMP, un-equally distributing traffic among multiple paths/links, where some paths/links get more traffic than others.

## 3. Motivation

This extension is motivated by the use-cases described below.

### 3.1. Signaling Multiple Segment-Lists of an SR Candidate-Path

The Candidate-Path of an SR Policy is the unit of signaling in PCEP, see [[I-D.ietf-pce-segment-routing-policy-cp](#)]. Each Candidate-Path can contain multiple Segment-Lists and each Segment-List is encoded by one ERO. However, each PCEP LSP can contain only a single ERO, which prevents us from encoding multiple Segment-Lists within the same SR Candidate-Path.

### 3.2. Splitting of Requested Bandwidth

A PCC may request a path with 80 Gbps of bandwidth, but all links in the network have only 60 Gbps capacity. The PCE can return two paths, that can together carry 80 Gbps. The PCC can then equally or unequally split the incoming 80 Gbps of traffic among the two paths. [Section 4.2](#) introduces a new TLV that carries the path weight that facilitates control of load-balancing of traffic among the multiple paths.

### 3.3. Reverse Path Information

Path Computation Element Communication Protocol (PCEP) Extensions for Associated Bidirectional Label Switched Paths (LSPs) [[RFC9059](#)] defines a mechanism in PCEP to associate two opposite direction SR Policy Candidate Paths. However, within each Candidate Path there can be multiple Segment-Lists, and [[RFC9059](#)] does not define a mechanism to specify Segment-List to Segment-List mapping between the forward and reverse Candidate Paths. Certain applications such as Circuit Style SR Policy [[I-D.schmutzer-pce-cs-sr-policy](#)], require the knowledge of reverse path(s) per Segment-List, not just per Candidate path. For example, when the headend knows the reverse Segment-List for each forward Segment-List, then PM/BFD can run a separate session on every Segment-List, by imposing a double stack (forward stack followed by reverse stack) on the packet. If the reverse Segment-List is co-routed with the forward Segment-List, then the PM/BFD session would traverse the same links in the forward and reverse directions, thus allowing to detect link/node failures in both directions.

## 4. Protocol Extensions

### 4.1. Path Attributes Object

We define the PATH-ATTRIB object that is used to carry per-path information and to act as a separator between several ERO/RR0 objects in the <intended-path>/<actual-path> RBNF element. The PATH-ATTRIB object always precedes the ERO/RR0 that it applies to. If multiple ERO/RR0 objects are present, then each ERO/RR0 object MUST be preceded by an PATH-ATTRIB object that describes it.

The PATH-ATTRIB Object-Class value is (45).

The PATH-ATTRIB Object-Type value is 1.

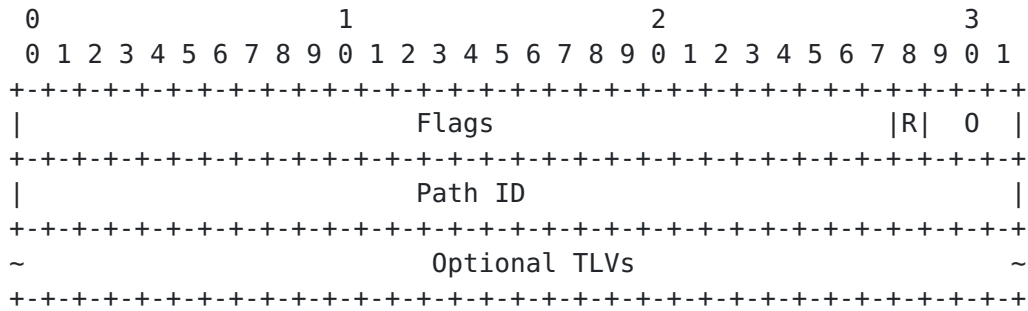


Figure 1: PATH-ATTRIB object format

O (Operational - 3 bits): operational state of the path, same values as the identically named field in the LSP object [[RFC8231](#)].

R (Reverse): Indicates this path is reverse, i.e., it originates on the LSP destination and terminates on the LSP source (usually the PCC headend itself). Paths with this flag set serve only informational purpose to the PCC.

Path ID: 4-octet identifier that identifies a path (encoded in the ERO/RR0) within the set of multiple paths under the PCEP LSP. See [Section 5.2](#) for details.

#### 4.2. Multipath Weight TLV

New MULTIPATH-WEIGHT TLV is optional in the PATH-ATTRIB object.

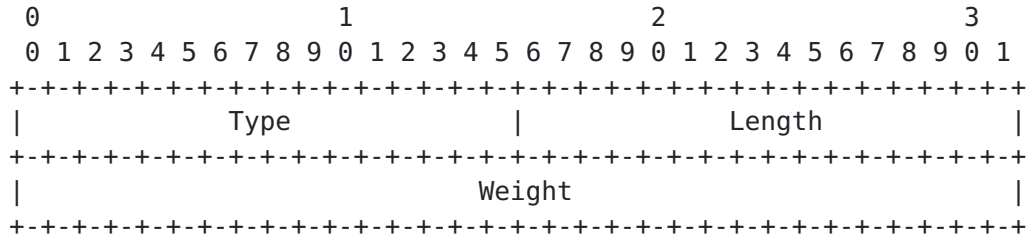


Figure 2: MULTIPATH-WEIGHT TLV format

Type: (61) for "MULTIPATH-WEIGHT" TLV.

Length: 4.

Weight: weight of this path within the multipath, if W-ECMP is desired. The fraction of flows a specific ERO/RR0 carries is derived from the ratio of its weight to the sum of all other multipath ERO/RR0 weights.

When the MULTIPATH-WEIGHT TLV is absent from the PATH-ATTRIB object, or the PATH-ATTRIB object is absent from the <intended-path>/<actual-path>, then the Weight of the corresponding path is taken to be "1".

### 4.3. Multipath Backup TLV

New MULTIPATH-BACKUP TLV is optional in the PATH-ATTRIB object.

This TLV is used to specify protecting standby path(s), for each ECMP path within a PCEP LSP. This is similar to path protection, but works at the ECMP path level instead of at the PCEP LSP level. This functionality is not part of the SR Policy Architecture [RFC9256], but is something optional that MAY be implemented for certain specialized use cases.

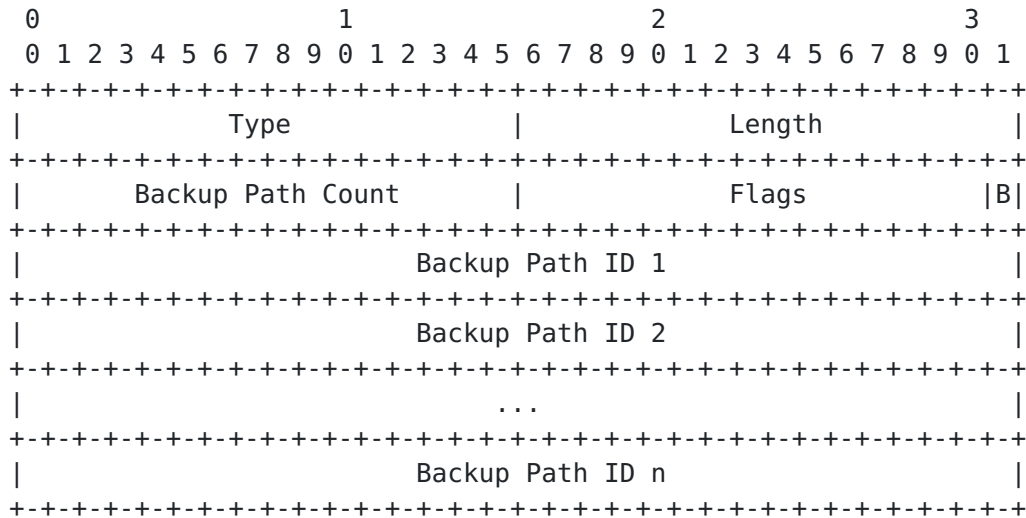


Figure 3: MULTIPATH-BACKUP TLV format

Type: (62) for "MULTIPATH-BACKUP" TLV

Length:  $4 + (N * 4)$  (where N is the Backup Path Count)

Backup Path Count: Number of backup path(s).

B: If set, indicates a pure backup path. This is a path that only carries rerouted traffic after the protected path fails. If this flag is not set, or if the MULTIPATH-BACKUP TLV is absent, then the path is assumed to be primary that carries normal traffic.

Backup Path ID(s): a series of 4-octet identifier(s) that identify the backup path(s) in the set that protect this primary path.

### 4.4. Multipath Opposite Direction Path TLV

New MULTIPATH-OPPDIR-PATH TLV is optional in the PATH-ATTRIB object. Multiple instances of the TLV are allowed in the same PATH-ATTRIB object. This TLV encodes a many-to-many mapping between forward and reverse paths.



See [Section 7.4](#) for an example of usage.

#### 4.5. Composite Candidate Path

SR Policy Architecture [[RFC9256](#)] defines the concept of a Composite Candidate Path. A regular SR Policy Candidate Path outputs traffic to a set of Segment-Lists, while an SR Policy Composite Candidate Path outputs traffic recursively to a set of SR Policies on the same headend. In PCEP, the Composite Candidate Path still consists of PATH-ATTRIB objects, but ERO is replaced by Color of the recursively used SR Policy.

To signal the Composite Candidate Path, we make use of the COLOR TLV, defined in [[I-D.draft-ietf-pce-pcep-color](#)]. For a Composite Candidate Path, the COLOR TLV is included in the PATH-ATTRIB Object, thus allowing each Composite Candidate Path to do ECMP/W-ECMP among SR Policies identified by its constituent Colors. Only one COLOR TLV SHOULD be included into the PATH-ATTRIB object. If multiple COLOR TLVs are contained in the PATH-ATTRIB object, only the first one MUST be processed and the others SHOULD be ignored.

An ERO object MUST be included as per the existing RBNF, this ERO SHOULD contain no sub-objects. If the head-end receives a non-empty ERO, the contents SHOULD be ignored.

See [Section 7.3](#) for an example of the encoding.

##### 4.5.1. Per-Flow Candidate Path

Per-Flow Candidate Path builds on top of the concept of the Composite Candidate Path. Each Path in a Per-Flow Candidate Path is assigned a 3-bit forward class value, which allows QoS classified traffic to be steered depending on the forward class.

New MULTIPATH-FORWARD-CLASS TLV is optional in the PATH-ATTRIB object.

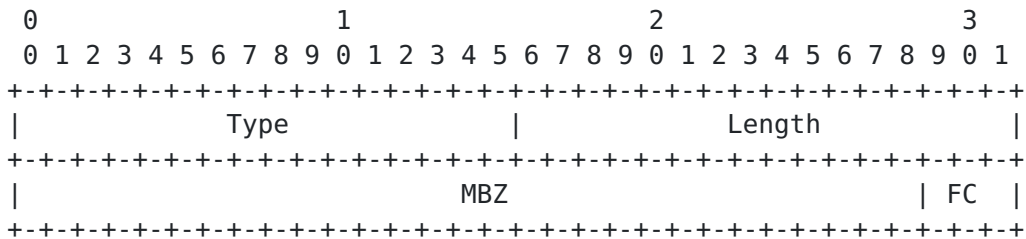


Figure 5: MULTIPATH-FORWARD-CLASS TLV format

Type: (TBD1) for “MULTIPATH-FORWARD-CLASS” TLV.

Length: 4.



FC: Forward class value that is given by the QoS classifier to traffic entering the given Candidate Path. Different classes of traffic that enter the given Candidate Path can be differentially steered into different Colors.

## 5. Operation

### 5.1. Capability Negotiation

#### 5.1.1. Multipath Capability TLV

New MULTIPATH-CAP TLV is defined. This TLV MAY be present in the OPEN object during PCEP session establishment.

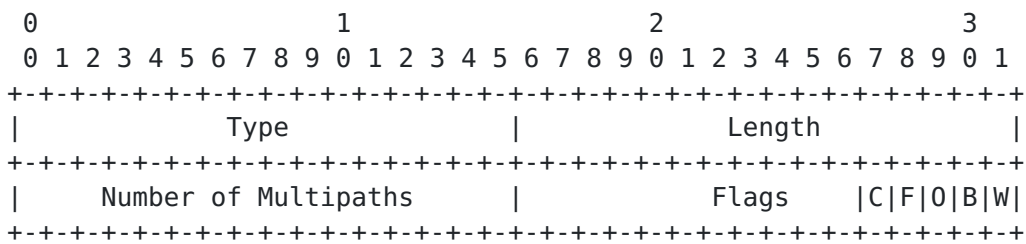


Figure 6: MULTIPATH-CAP TLV format

Type: (60) for “MULTIPATH-CAP” TLV.

Length: 4.

Number of Multipaths: From PCC, it tells how many multipaths the PCC can install in forwarding. From PCE, it tells how many multipaths the PCE can compute. The value 255 indicates unlimited number. The value 0 is reserved.

W-flag: whether MULTIPATH-WEIGHT TLV is supported.

B-flag: whether MULTIPATH-BACKUP TLV is supported.

O-flag: whether MULTIPATH-OPPDIR-PATH TLV is supported and requested. If this flag is set, the PCE SHOULD tell the PCC the reverse path information, if it is able to.

F-flag: whether MULTIPATH-FORWARD-CLASS TLV is supported.

C-flag: whether Composite Candidate Path ([Section 4.5](#)) is supported. Note that F-flag and C-flag can be set independently, i.e., F-flag can be set, but C-flag not set, etc.

When PCE computes the LSP path, it MUST NOT return more forward multipaths than the corresponding value of “Number of Multipaths” from the MULTIPATH-CAP TLV. If this TLV is absent (from both OPEN and LSP objects), then the “Number of Multipaths” is assumed to be 1.

From the PCC, the MULTIPATH-CAP TLV MAY also be present in the LSP object for each individual LSP, to specify per-LSP values. The PCC MUST NOT include this TLV in the LSP object if the TLV was not present in the OPEN objects of both PCEP peers. TLV values in the LSP object override the session default values in the OPEN object.

For example, the PCC includes this TLV in the OPEN object at session establishment, setting "Number of Multipaths" to 4 and "O-flag" to 0. The PCC also includes this TLV in the LSP object for a particular LSP, setting "Number of Multipaths" to 16 and "O-flag" to 1. This indicates that the PCC only wants to receive the reverse path information for that particular LSP and that this LSP can have up to 16 multipaths, while other LSPs can only have up to 4 multipaths.

## 5.2. Path ID

The Path ID uniquely identifies a Path within the context of an LSP. Note that when the LSP is an SR Policy Candidate Path, the Paths within that LSP are the Segment-Lists.

Value 0x0 indicates unallocated Path ID. The value of 0x0 MAY be used when this Path is not being referenced and the allocation of a Path ID is not necessary.

Path IDs are allocated by the PCEP peer that owns the LSP. If the LSP is delegated to the PCE, then the PCE allocates the Path IDs and sends them in the PCReply/PCUpd/PCInit messages. If the LSP is locally computed on the PCC, then the PCC allocates the Path IDs and sends them in the PCReq/PCRpT messages.

If a PCEP speaker detects that there are two Paths with the same Path ID, then the PCEP speaker SHOULD send PCErr message with Error-Type = 1 ("Reception of an invalid object") and Error-Value = 38 ("Conflicting Path ID").

## 5.3. Signaling Multiple Paths for Loadbalancing

The PATH-ATTRIB object can be used to signal multiple path(s) and indicate (un)equal loadbalancing amongst the set of multipaths. In this case, the PATH-ATTRIB is populated for each ERO as follows:

1. The PCE assigns a unique Path ID to each ERO path and populates it inside the PATH-ATTRIB object. The Path ID is unique within the context of a PLSP.
2. The MULTIPATH-WEIGHT TLV MAY be carried inside the PATH-ATTRIB object. A weight is populated to reflect the relative loadshare that is to be carried by the path. If the MULTIPATH-WEIGHT is not carried inside a PATH-ATTRIB object, the default weight 1 MUST be assumed when computing the loadshare.

3. The fraction of flows carried by a specific primary path is derived from the ratio of its weight to the sum of all other multipath weights.

#### 5.4. Signaling Multiple Paths for Protection

The PATH-ATTRIB object can be used to describe a set of backup path(s) protecting a primary path within a PCEP LSP. In this case, the PATH-ATTRIB is populated for each ERO as follows:

1. The PCE assigns a unique Path ID to each ERO path and populates it inside the PATH-ATTRIB object. The Path ID is unique within the context of a PLSP.
2. The MULTIPATH-BACKUP TLV MAY be added inside the PATH-ATTRIB object for each ERO that is protected. The backup path ID(s) are populated in the MULTIPATH-BACKUP TLV to reflect the set of backup path(s) protecting the primary path. The Length field and Backup Path Number in the MULTIPATH-BACKUP are updated according to the number of backup path ID(s) included.
3. The MULTIPATH-BACKUP TLV MAY be added inside the PATH-ATTRIB object for each ERO that is unprotected. In this case, MULTIPATH-BACKUP does not carry any backup path IDs in the TLV. If the path acts as a pure backup i.e. the path only carries rerouted traffic after the protected path(s) fail then the B flag MUST be set.

Note that primary paths which do not include the MULTIPATH-BACKUP TLV are assumed to be protected by all the backup paths. I.e., omitting the TLV is equivalent to including the TLV with all the backup path IDs filled in.

Note that a given PCC may not support certain backup combinations, such as a backup path that is itself protected by another backup path, etc. If a PCC is not able to implement a requested backup scenario, the PCC SHOULD send a PCErr message with Error-Type = 19 ("Invalid Operation") and Error-Value = 20 ("Not supported path backup").

#### 6. PCEP Message Extensions

The RBNF of PCReq, PCRep, PCRpt, PCUpd and PCInit messages currently use a combination of <intended-path> and/or <actual-path>. As specified in Section 6.1 of [\[RFC8231\]](#), <intended-path> is represented by the ERO object and <actual-path> is represented by the RRO object:

<intended-path> ::= <ERO>

<actual-path> ::= <RRO>

In this standard, we extend these two elements to allow multiple ER0/RR0 objects to be present in the <intended-path>/<actual-path>:

```
<intended-path> ::= (<ER0>|
                    (<PATH-ATTRIB><ER0>)|
                    [<intended-path>])
```

```
<actual-path> ::= (<RR0>|
                  (<PATH-ATTRIB><RR0>)|
                  [<actual-path>])
```

## 7. Examples

### 7.1. SR Policy Candidate-Path with Multiple Segment-Lists

Consider the following sample SR Policy, taken from [[RFC9256](#)].

```
SR policy POL1 <headend, color, endpoint>
  Candidate-path CP1 <protocol-origin = 20, originator =
    100:1.1.1.1, discriminator = 1>
    Preference 200
    Weight W1, SID-List1 <SID11...SID1i>
    Weight W2, SID-List2 <SID21...SID2j>
  Candidate-path CP2 <protocol-origin = 20, originator =
    100:2.2.2.2, discriminator = 2>
    Preference 100
    Weight W3, SID-List3 <SID31...SID3i>
    Weight W4, SID-List4 <SID41...SID4j>
```

As specified in [[I-D.ietf-pce-segment-routing-policy-cp](#)], CP1 and CP2 are signaled as separate state-report elements and each has a unique PLSP-ID, assigned by the PCC. Let us assign PLSP-ID 100 to CP1 and PLSP-ID 200 to CP2.

The state-report for CP1 can be encoded as:

```
<state-report> =
  <LSP PLSP_ID=100>
  <ASSOCIATION>
  <END-POINT>
  <PATH-ATTRIB Path_ID=1 <WEIGHT-TLV Weight=W1>>
  <ER0 SID-List1>
  <PATH-ATTRIB Path_ID=2 <WEIGHT-TLV Weight=W2>>
  <ER0 SID-List2>
```

The state-report for CP2 can be encoded as:

```

<state-report> =
  <LSP PLSP_ID=200>
  <ASSOCIATION>
  <END-POINT>
  <PATH-ATTRIB Path_ID=1 <WEIGHT-TLV Weight=W3>>
  <ERO SID-List3>
  <PATH-ATTRIB Path_ID=2 <WEIGHT-TLV Weight=W4>>
  <ERO SID-List4>

```

The above sample state-report elements only specify the minimum mandatory objects, of course other objects like SRP, LSPA, METRIC, etc., are allowed to be inserted.

Note that the syntax

```

<PATH-ATTRIB Path_ID=1 <WEIGHT-TLV Weight=W1>>

```

, simply means that this is PATH-ATTRIB object with Path ID field set to "1" and with a MULTIPATH-WEIGHT TLV carrying weight of "W1".

## 7.2. Two Primary Paths Protected by One Backup Path

Suppose there are 3 paths: A, B, C. Where A,B are primary and C is to be used only when A or B fail. Suppose the Path IDs for A, B, C are respectively 1, 2, 3. This would be encoded in a state-report as:

```

<state-report> =
  <LSP>
  <ASSOCIATION>
  <END-POINT>
  <PATH-ATTRIB Path_ID=1 <BACKUP-TLV B=0, Backup_Paths=[3]>>
  <ERO A>
  <PATH-ATTRIB Path_ID=2 <BACKUP-TLV B=0, Backup_Paths=[3]>>
  <ERO B>
  <PATH-ATTRIB Path_ID=3 <BACKUP-TLV B=1, Backup_Paths=[]>>
  <ERO C>

```

Note that the syntax

```

<PATH-ATTRIB Path_ID=1 <BACKUP-TLV B=0, Backup_Paths=[3]>>

```

, simply means that this is PATH-ATTRIB object with Path ID field set to "1" and with a MULTIPATH-BACKUP TLV that has B-flag cleared and contains a single backup path with Backup Path ID of 3.

## 7.3. Composite Candidate Path

Consider the following Composite Candidate Path, taken from [\[RFC9256\]](#).

```

SR policy POL100 <headend = H1, color = 100, endpoint = E1>
  Candidate-path CP1 <protocol-origin = 20, originator =
    100:1.1.1.1, discriminator = 1>
    Preference 200
    Weight W1, SR policy <color = 1>
    Weight W2, SR policy <color = 2>

```

This is signaled in PCEP as:

```

<LSP PLSP_ID=100>
  <ASSOCIATION>
  <END-POINT>
  <PATH-ATTRIB Path_ID=1
    <WEIGHT-TLV Weight=W1>
    <COLOR-TLV Color=1>>
  <ERO (empty)>
  <PATH-ATTRIB Path_ID=2
    <WEIGHT-TLV Weight=W2>
    <COLOR-TLV Color=2>>
  <ERO (empty)>

```

#### 7.4. Opposite Direction Tunnels

Consider the two opposite-direction SR Policies between end-points H1 and E1.

```

SR policy POL1 <headend = H1, color, endpoint = E1>
  Candidate-path CP1
    Preference 200
    Bidirectional Association = A1
    SID-List = <H1,M1,M2,E1>
    SID-List = <H1,M3,M4,E1>
  Candidate-path CP2
    Preference 100
    Bidirectional Association = A2
    SID-List = <H1,M5,M6,E1>
    SID-List = <H1,M7,M8,E1>

```

```

SR policy POL2 <headend = E1, color, endpoint = H1>
  Candidate-path CP1
    Preference 200
    Bidirectional Association = A1
    SID-List = <E1,M2,M1,H1>
    SID-List = <E1,M4,M3,H1>
  Candidate-path CP2
    Preference 100
    Bidirectional Association = A2
    SID-List = <E1,M6,M5,H1>

```

The state-report for POL1, CP1 can be encoded as:

```

<state-report> =
  <LSP PLSP_ID=100>
  <BIDIRECTIONAL ASSOCIATION = A1>
  <PATH-ATTRIB PathID=1 R-flag=0
    <OPPDIR-PATH-TLV OppositePathID=3>>
  <ERO <H1,M1,M2,E1>>
  <PATH-ATTRIB PathID=2 R-flag=0
    <OPPDIR-PATH-TLV OppositePathID=4>>
  <ERO <H1,M3,M4,E1>>
  <PATH-ATTRIB PathID=3 R-flag=1
    <OPPDIR-PATH-TLV OppositePathID=1>>
  <ERO <E1,M2,M1,H1>>
  <PATH-ATTRIB PathID=4 R-flag=1
    <OPPDIR-PATH-TLV OppositePathID=2>>
  <ERO <E1,M4,M3,H1>>

```

The state-report for P0L1, CP2 can be encoded as:

```

<state-report> =
  <LSP PLSP_ID=200>
  <BIDIRECTIONAL ASSOCIATION = A2>
  <PATH-ATTRIB PathID=1 R-flag=0
    <OPPDIR-PATH-TLV OppositePathID=3>>
  <ERO <H1,M5,N6,E1>>
  <PATH-ATTRIB PathID=2 R-flag=0
    <OPPDIR-PATH-TLV OppositePathID=0>>
  <ERO <H1,M7,M8,E1>>
  <PATH-ATTRIB PathID=3 R-flag=1
    <OPPDIR-PATH-TLV OppositePathID=1>>
  <ERO <E1,M6,M5,H1>>

```

The state-report for P0L2, CP1 can be encoded as:

```

<state-report> =
  <LSP PLSP_ID=100>
  <BIDIRECTIONAL ASSOCIATION = A1>
  <PATH-ATTRIB PathID=1 R-flag=0
    <OPPDIR-PATH-TLV OppositePathID=3>>
  <ERO <E1,M2,M1,H1>>
  <PATH-ATTRIB PathID=2 R-flag=0
    <OPPDIR-PATH-TLV OppositePathID=4>>
  <ERO <E1,M4,M3,H1>>
  <PATH-ATTRIB PathID=3 R-flag=1
    <OPPDIR-PATH-TLV OppositePathID=1>>
  <ERO <H1,M1,M2,E1>>
  <PATH-ATTRIB PathID=4 R-flag=1
    <OPPDIR-PATH-TLV OppositePathID=2>>
  <ERO <H1,M3,M4,E1>>

```

The state-report for P0L2, CP2 can be encoded as:

```

<state-report> =
  <LSP PLSP_ID=200>
  <BIDIRECTIONAL ASSOCIATION = A2>
  <PATH-ATTRIB PathID=1 R-flag=0
    <OPPDIR-PATH-TLV OppositePathID=3>>
  <ERO <E1,M6,M5,H1>>
  <PATH-ATTRIB PathID=2 R-flag=1
    <OPPDIR-PATH-TLV OppositePathID=0>>
  <ERO <H1,M7,M8,E1>>
  <PATH-ATTRIB PathID=3 R-flag=1
    <OPPDIR-PATH-TLV OppositePathID=1>>
  <ERO <H1,M5,N6,E1>>

```

## 8. Implementation Status

Note to the RFC Editor - remove this section before publication, as well as remove the reference to [\[RFC7942\]](#).

This section records the status of known implementations of the protocol defined by this specification at the time of posting of this Internet-Draft, and is based on a proposal described in [\[RFC7942\]](#). The description of implementations in this section is intended to assist the IETF in its decision processes in progressing drafts to RFCs. Please note that the listing of any individual implementation here does not imply endorsement by the IETF. Furthermore, no effort has been spent to verify the information presented here that was supplied by IETF contributors. This is not intended as, and must not be construed to be, a catalog of available implementations or their features. Readers are advised to note that other implementations may exist.

According to [\[RFC7942\]](#), “this will allow reviewers and working groups to assign due consideration to documents that have the benefit of running code, which may serve as evidence of valuable experimentation and feedback that have made the implemented protocols more mature. It is up to the individual working groups to use this information as they see fit”.

### 8.1. Cisco Systems

Organization: Cisco Systems

Implementation: IOS-XR PCC and PCE

Description: Circuit-Style SR Policies

Maturity Level: Supported feature

Coverage: Multiple Segment-Lists and reverse paths in SR Policy

Contact: mkoldych@cisco.com



## 8.2. Ciena Corp

Organization: Ciena Corp  
Implementation: Head-end and controller  
Maturity Level: Proof of concept  
Coverage: Full  
Contact: byadav@ciena.com

## 8.3. Huawei Technologies

Organization: Huawei Technologies Co.,Ltd.  
Implementation: Huawei's Router and Controller  
Maturity Level: Proof of concept  
Coverage: Partial  
Contact: tanren@huawei.com

## 9. IANA Considerations

### 9.1. PCEP Object

IANA is requested to make the assignment of a new value for the existing "PCEP Objects" registry as follows:

Object-Class	Name	Object-Type	Reference
Value		Value	
45	PATH-ATTRIB	1	This document

### 9.2. PCEP TLV

IANA is requested to make the assignment of a new value for the existing "PCEP TLV Type Indicators" registry as follows:

TLV Type	TLV Name	Reference
Value		
60	MULTIPATH-CAP	This document
61	MULTIPATH-WEIGHT	This document
62	MULTIPATH-BACKUP	This document
63	MULTIPATH-OPPDIR-PATH	This document
TBD1	MULTIPATH-FORWARD-CLASS	This document

### 9.3. PCEP-Error Object

IANA is requested to make the assignment of a new value for the existing "PCEP-ERROR Object Error Types and Values" sub-registry of the PCEP Numbers registry for the following errors:

Error-Type	Error-Value	Reference
10	38 - Conflicting Path ID	This document
19	20 - Not supported path backup	This document
19	21 - Non-empty path	This document

### 9.4. Flags in the Multipath Capability TLV

IANA is requested to create a new sub-registry to manage the Flag field of the MULTIPATH-CAP TLV, called "Flags in MULTIPATH-CAP TLV". New values are to be assigned by Standards Action [[RFC8126](#)]

Bit	Description	Reference
0-12	Unassigned	This document
13	0-flag: support for processing MULTIPATH-OPPDIR-PATH TLV	This document
14	B-flag: support for processing MULTIPATH-BACKUP TLV	This document
15	W-flag: support for processing MULTIPATH-WEIGHT TLV	This document

### 9.5. Flags in the Path Attribute Object

IANA is requested to create a new sub-registry to manage the Flag field of the PATH-ATTRIBUTE object, called "Flags in PATH-ATTRIBUTE Object". New values are to be assigned by Standards Action [[RFC8126](#)]

Bit	Description	Reference
0-12	Unassigned	This document
13-15	0-flag: Operational state	This document

## 9.6. Flags in the Multipath Backup TLV

IANA is requested to create a new sub-registry to manage the Flag field of the MULTIPATH-BACKUP TLV, called "Flags in MULTIPATH-BACKUP TLV". New values are to be assigned by Standards Action [[RFC8126](#)]

Bit	Description	Reference
0-14	Unassigned	This document
15	B-flag: Pure backup	This document

## 9.7. Flags in the Multipath Opposite Direction Path TLV

IANA is requested to create a new sub-registry to manage the flag fields of the MULTIPATH-OPPDIR-PATH TLV, called "Flags in the MULTIPATH-OPPDIR-PATH TLV". New values are to be assigned by Standards Action [[RFC8126](#)]

Bit	Description	Reference
0-12	Unassigned	This document
14	L-flag: Link co-routed	This document
15	N-flag: Node co-routed	This document

## 10. Security Considerations

None at this time.

## 11. Acknowledgement

Thanks to Dhruv Dhody for ideas and discussion. Thanks to Yuan Yaping for review comments.

## 12. Contributors

Zafar Ali  
Cisco Systems  
Email: zali@cisco.com

Samuel Sidor  
Cisco Systems  
Email: ssidor@cisco.com

Andrew Stone  
Nokia  
Email: andrew.stone@nokia.com

Chen Ran  
ZTE  
Email: chen.ran@zte.com.cn

## 13. References

### 13.1. Normative References

#### [I-D.draft-ietf-pce-pcep-color]

Rajagopalan, B., Beeram, V. P., Peng, S., Koldychev, M., and G. S. Mishra, "Path Computation Element Protocol(PCEP) Extension for Color", Work in Progress, Internet-Draft, draft-ietf-pce-pcep-color-03, 29 March 2024, <<https://datatracker.ietf.org/doc/html/draft-ietf-pce-pcep-color-03>>.

#### [I-D.ietf-pce-segment-routing-policy-cp]

Koldychev, M., Sivabalan, S., Barth, C., Peng, S., and H. Bidgoli, "Path Computation Element Communication Protocol (PCEP) Extensions for Segment Routing (SR) Policy Candidate Paths", Work in Progress, Internet-Draft, draft-ietf-pce-segment-routing-policy-cp-15, 17 March 2024, <<https://datatracker.ietf.org/doc/html/draft-ietf-pce-segment-routing-policy-cp-15>>.

#### [I-D.schmutzer-pce-cs-sr-policy]

Schmutzer, C., Filsfils, C., Ali, Z., Clad, F., Maheshwari, P., Rokui, R., Stone, A., Jalil, L., Peng, S., Saad, T., and D. Voyer, "Circuit Style Segment Routing Policies", Work in Progress, Internet-Draft, draft-schmutzer-pce-cs-sr-policy-02, 5 May 2022, <<https://datatracker.ietf.org/doc/html/draft-schmutzer-pce-cs-sr-policy-02>>.

[RFC2119] Bradner, S., "Key words for use in RFCs to Indicate Requirement Levels", BCP 14, RFC 2119, DOI 10.17487/RFC2119, March 1997, <<https://www.rfc-editor.org/info/rfc2119>>.

**[RFC7942]**

Sheffer, Y. and A. Farrel, "Improving Awareness of Running Code: The Implementation Status Section", BCP 205, RFC 7942, DOI 10.17487/RFC7942, July 2016, <<https://www.rfc-editor.org/info/rfc7942>>.

**[RFC8174]**

Leiba, B., "Ambiguity of Uppercase vs Lowercase in RFC 2119 Key Words", BCP 14, RFC 8174, DOI 10.17487/RFC8174, May 2017, <<https://www.rfc-editor.org/info/rfc8174>>.

**[RFC8231]**

Crabbe, E., Minei, I., Medved, J., and R. Varga, "Path Computation Element Communication Protocol (PCEP) Extensions for Stateful PCE", RFC 8231, DOI 10.17487/RFC8231, September 2017, <<https://www.rfc-editor.org/info/rfc8231>>.

**[RFC8664]**

Sivabalan, S., Filsfils, C., Tantsura, J., Henderickx, W., and J. Hardwick, "Path Computation Element Communication Protocol (PCEP) Extensions for Segment Routing", RFC 8664, DOI 10.17487/RFC8664, December 2019, <<https://www.rfc-editor.org/info/rfc8664>>.

**[RFC9256]**

Filsfils, C., Talaulikar, K., Ed., Voyer, D., Bogdanov, A., and P. Mattes, "Segment Routing Policy Architecture", RFC 9256, DOI 10.17487/RFC9256, July 2022, <<https://www.rfc-editor.org/info/rfc9256>>.

### **13.2. Informative References**

**[RFC8126]**

Cotton, M., Leiba, B., and T. Narten, "Guidelines for Writing an IANA Considerations Section in RFCs", BCP 26, RFC 8126, DOI 10.17487/RFC8126, June 2017, <<https://www.rfc-editor.org/info/rfc8126>>.

**[RFC8745]**

Ananthakrishnan, H., Sivabalan, S., Barth, C., Minei, I., and M. Negi, "Path Computation Element Communication Protocol (PCEP) Extensions for Associating Working and Protection Label Switched Paths (LSPs) with Stateful PCE", RFC 8745, DOI 10.17487/RFC8745, March 2020, <<https://www.rfc-editor.org/info/rfc8745>>.

**[RFC9059]**

Gandhi, R., Ed., Barth, C., and B. Wen, "Path Computation Element Communication Protocol (PCEP) Extensions for Associated Bidirectional Label Switched Paths (LSPs)", RFC 9059, DOI 10.17487/RFC9059, June 2021, <<https://www.rfc-editor.org/info/rfc9059>>.

### **Authors' Addresses**

Mike Koldychev  
Ciena Corporation

Email: [mkoldych@ciena.com](mailto:mkoldych@ciena.com)

Siva Sivabalan  
Ciena Corporation

Email: [ssivabal@ciena.com](mailto:ssivabal@ciena.com)

Tarek Saad  
Juniper Networks, Inc.

Email: [tsaad@juniper.net](mailto:tsaad@juniper.net)

Vishnu Pavan Beeram  
Juniper Networks, Inc.

Email: [vbeeram@juniper.net](mailto:vbeeram@juniper.net)

Hooman Bidgoli  
Nokia

Email: [hooman.bidgoli@nokia.com](mailto:hooman.bidgoli@nokia.com)

Bhupendra Yadav  
Ciena

Email: [byadav@ciena.com](mailto:byadav@ciena.com)

Shuping Peng  
Huawei Technologies

Email: [pengshuping@huawei.com](mailto:pengshuping@huawei.com)

Gyan Mishra  
Verizon Inc.

Email: [gyan.s.mishra@verizon.com](mailto:gyan.s.mishra@verizon.com)