

Internet Engineering Task Force
Internet-Draft
Intended status: Experimental
Expires: September 2, 2018

D. Hiremagalur, Ed.
G. Grammel, Ed.
Juniper
G. Galimberti, Ed.
Cisco
R. Kunze
Deutsche Telekom
March 1, 2018

Extension to the Link Management Protocol (LMP/DWDM -rfc4209) for Dense Wavelength Division Multiplexing (DWDM) Optical Line Systems to manage the application code of optical interface parameters in DWDM application
[draft-ggalimbe-ccamp-flex-if-lmp-04](#)

Abstract

This experimental memo defines extensions to LMP([rfc4209](#)) for managing Optical parameters associated with Wavelength Division Multiplexing (WDM) adding a set of parameters related to multicarrier DWDM interfaces to be used in Spectrum Switched Optical Networks (sson).

Copyright Notice

Copyright (c) 2011 IETF Trust and the persons identified as the document authors. All rights reserved.

Status of This Memo

This Internet-Draft is submitted in full conformance with the provisions of [BCP 78](#) and [BCP 79](#).

Internet-Drafts are working documents of the Internet Engineering Task Force (IETF). Note that other groups may also distribute working documents as Internet-Drafts. The list of current Internet-Drafts is at <https://datatracker.ietf.org/drafts/current/>.

Internet-Drafts are draft documents valid for a maximum of six months and may be updated, replaced, or obsoleted by other documents at any time. It is inappropriate to use Internet-Drafts as reference material or to cite them other than as "work in progress."

This Internet-Draft will expire on September 2, 2018.

Copyright Notice

Copyright (c) 2018 IETF Trust and the persons identified as the document authors. All rights reserved.

This document is subject to [BCP 78](#) and the IETF Trust's Legal Provisions Relating to IETF Documents (<https://trustee.ietf.org/license-info>) in effect on the date of publication of this document. Please review these documents carefully, as they describe your rights and restrictions with respect to this document. Code Components extracted from this document must include Simplified BSD License text as described in Section 4.e of the Trust Legal Provisions and are provided without warranty as described in the Simplified BSD License.

Table of Contents

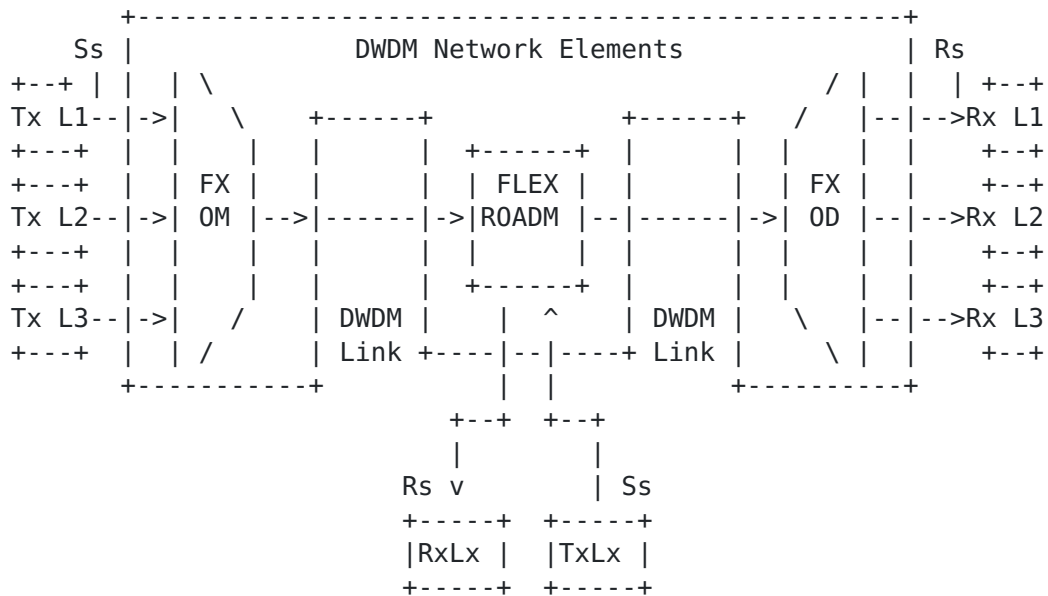
1.	Introduction	2
2.	DWDM line system	3
3.	Use Cases	4
4.	Extensions to LMP-WDM Protocol	4
5.	Multi carrier Transceiver	5
6.	Security Considerations	6
7.	IANA Considerations	7
8.	Contributors	7
9.	References	7
9.1.	Normative References	7
9.2.	Informative References	8
	Authors' Addresses	9

[1.](#) Introduction

This experimental extension addresses the use cases described by "[draft-ietf-ccamp-dwdm-if-mng-ctrl-fwk](#)" to the Spectrum Switched Optical Network applications. LMP [[RFC4902](#)] provides link property correlation capabilities that can be used between a transceiver device and an Optical Line System (OLS) device. Link property correlation is a procedure by which, intrinsic parameters and capabilities are exchanged between two ends of a link. Link property correlation as defined in [RFC4204](#) allows either end of the link to supervise the received signal and operate within a commonly understood parameter window. Here the term 'link' refers in particular to the attachment link between OXC and OLS (see Figure 1). The relevant novelty is the interface configuration having a multiple carrier where the client signal is spread on. The parameters are not yet fully defined by ITU-, so this document can just be seen as an experimental proposal not binding operators and vendors to comply and implement them

2. DWDM line system

Figure 1 shows a set of reference points (Rs and Ss), for a single-channel connection between transmitter (Tx) and receiver (Rx) devices. Here the DWDM network elements in between those devices include an Optical Multiplexer (OM) and an Optical Demultiplexer (OD). In addition it may include one or more Optical Amplifiers (OA) and one or more Optical Add-Drop Multiplexers (ROADM).



Ss = Sender reference point at the DWDM network element tributary output, this can be a set of multiple transceivers carrying the same client payload.

Rs = Receiver reference point at the DWDM network element tributary input this can be a set of multiple transceivers carrying the same client payload.

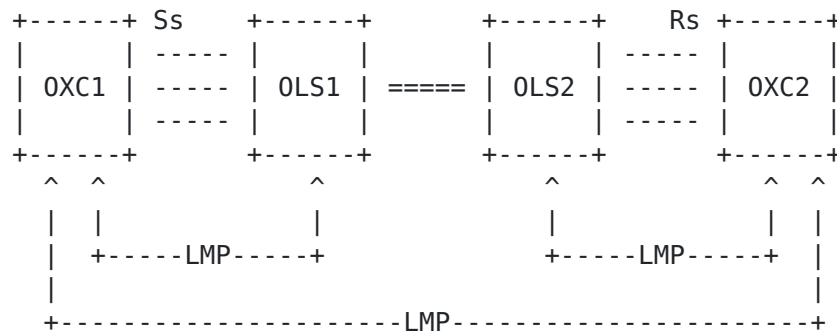
FX OM = Flex-Spectrum Optical Mux

FX OD = Flex-Spectrum Optical Demux

Flex ROADM = Flex-Spectrum Optical Add Drop Mux (reconfigurable)

extending Fig. 5.1/G.698.2

Figure 1: Linear Single Channel approach

Figure 2 Extended LMP Model (from [[RFC4209](#)])

OXC : is an entity that contains Multiple carriers transponders

OLS : generic Flex-Spectrum optical system, it can be -
Optical Mux, Optical Demux, Optical Add
Drop Mux, Amplifier etc.

OLS to OLS: represents the Optical Multiplex section
<xref target="ITU.G709"/>

Ss/Rs : reference points in between the OXC and the OLS

Figure 2: Extended LMP Model

3. Use Cases

The set of parameters exchanged between OXC and OLS is to support the Spectrum Switched Optical Network in terms of Number of Sub-carriers available at the transceiver and their characteristics to provide the SSON control plane all the information suitable to calculate the path and the optical feasibility

4. Extensions to LMP-WDM Protocol

This document defines extensions to [[RFC4209](#)] to allow a set of characteristic parameters, to be exchanged between a router or optical switch and the optical line system to which it is attached. In particular, this document defines additional Data Link sub-objects to be carried in the LinkSummary message defined in [[RFC4204](#)] and [[RFC6205](#)]. The OXC and OLS systems may be managed by different Network management systems and hence may not know the capability and status of their peer. These messages and their usage are defined in subsequent sections of this document.

The following new messages are defined for the SSON extension

- Multi carrier Transceiver (sub-object Type = TBA)

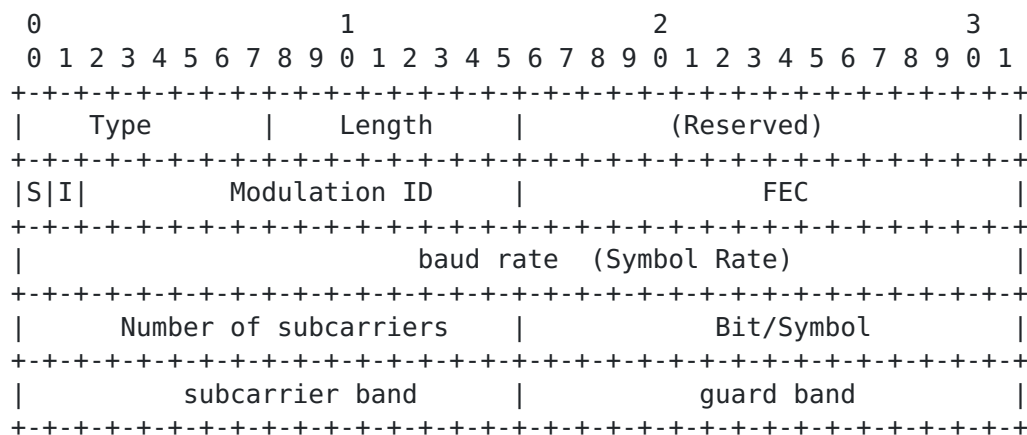
5. Multi carrier Transceiver

These are a set of general parameters extending the description in [G698.2] and [G.694.1]. ITU-T working groups are working to detail most of parameters and an update of the TLV may be required.

Other than the Application Identifier described in [G698.2] and [draft-dharinigert-ccamp-dwdm-if-lmp](#) the parameters to describe a multicarrier transceiver are describes as follows:

1. Modulation format: indicates the Transceiver capabilities to support a single or multiple modulation format like: BPSK, DC-DP-BSPSK, QPSK, DP-QPSK, QAM16, DP-QAM16, DC-DP-QAM16, 64QAM.
2. FEC: indicates the FEC types the transceiver can support
3. baud rate: symbols rate, basically this identify the channel symbols number per second
4. Num Carriers: number of (sub)carriers the trasceiver can support and can be "mapped" in a Mediachannel
5. Bits/symbol: number of bit per simbol (aka spectral efficiency)
6. Subcarrier band (minimum distance between subcarriers) in GHz
7. Guard band (required guard band at the side of media channel)
8. Sub-carrier TX Power: output optical power the transceiver can provide
9. Sub-carrier RX Power: Input optical power Range the transceiver can support, this is known also as Sensitivity
- 10 Max-pol-power-difference: max power difference between the polarised components
- 11 Max-pol-skew-difference: maw Skew between polarised signal and subcarriers supported by the transceiver
12. Sub-carrier OSNR robustness

Figure 3: The format of the this sub-object (Type = TBA, Length = TBA) is as follows:




```

|               sub-carrier TX power               |
+---+---+---+---+---+---+---+---+---+---+---+---+
|               sub-carrier RX power HIGH           |
+---+---+---+---+---+---+---+---+---+---+---+---+
|               sub-carrier RX power LOW            |
+---+---+---+---+---+---+---+---+---+---+---+---+
|               Max-pol-power-difference            |
+---+---+---+---+---+---+---+---+---+---+---+---+
|               Max-pol-skew-difference             |
+---+---+---+---+---+---+---+---+---+---+---+---+
|               sub-carrier OSNR                    |
+---+---+---+---+---+---+---+---+---+---+---+---+

```

- S: standardized format;
- I: input / output (1 / 0)
- Modulation Format: is the modulation type:
 - BPSK, DC DP BPSK, QPSK, DP QPSK, 8QAM, 16QAM, 64QAM, Hybrid, etc.
 - <TBD> (ITU-T reference)
 - value > 32768 (first bit is 1): custom defined values
 - Value 0 is reserved to be used if no value is defined
- FEC: the signal Forward Error Corrections type (16-bit unsigned integer), the defined values are:
 - <TBD> (ITU-T reference)
 - 32768 (first bit is 1): custom defined values
 - Value 0 is reserved to be used if no value is defined
- Baud Rate: the signal symbol rate (IEEE 32-bit float, in bauds/s)
 - Value 0 is reserved to be used if no value is defined
- Num Carriers
- Bits/symbol
- Subcarrier band (minimum distance between subcarriers)
- Guard band (required guard band at the side of media channel)
- Sub-carrier Transmit Power
- Sub-carrier Receive HIGH Power range (Sensitivity)
- Sub-carrier Receive LOW Power range (Sensitivity)
- Sub-carrier OSNR robustness
- Max-pol-power-difference
- Max-pol-skew-difference
- Sub-carrier OSNR

Figure 3: Multi carrier Transceiver

6. Security Considerations

LMP message security uses IPsec, as described in [\[RFC4204\]](#). This document only defines new LMP objects that are carried in existing

LMP messages, similar to the LMP objects in [RFC:4209]. This document does not introduce new security considerations.

7. IANA Considerations

LMP <xref target="[RFC4204](#)"/> defines the following name spaces and the ways in which IANA can make assignments to these namespaces:

- LMP Message Type
- LMP Object Class
- LMP Object Class type (C-Type) unique within the Object Class
- LMP Sub-object Class type (Type) unique within the Object Class

This memo introduces the following new assignments:

LMP Sub-Object Class names:

under DATA_LINK Class name (as defined in <xref target="[RFC4204](#)"/>)

- Multi carrier Transceiver (sub-object Type = TBA)

8. Contributors

Zafar Ali
Cisco
3000 Innovation Drive
KANATA
ONTARIO K2K 3E8
zali@cisco.com</email>

9. References

9.1. Normative References

[I-D.ietf-ccamp-dwdm-if-mng-ctrl-fwk]

Kunze, R., Grammel, G., Beller, D., Galimberti, G., and J. Meuric, "A framework for Management and Control of DWDM optical interface parameters", [draft-ietf-ccamp-dwdm-if-mng-ctrl-fwk-07](#) (work in progress), September 2017.

[ITU.G694.1]

International Telecommunications Union, "'Spectral grids for WDM applications: DWDM frequency grid'", ITU-T Recommendation G.698.2, February 2012.

[ITU.G698.2]

International Telecommunications Union, "Amplified multichannel dense wavelength division multiplexing applications with single channel optical interfaces", ITU-T Recommendation G.698.2, November 2009.

[ITU.G709]

International Telecommunications Union, "Interface for the Optical Transport Network (OTN)", ITU-T Recommendation G.709, February 2012.

[ITU.G872]

International Telecommunications Union, "Architecture of optical transport networks", ITU-T Recommendation G.872, October 2012.

[ITU.G874.1]

International Telecommunications Union, "Optical transport network (OTN): Protocol-neutral management information model for the network element view", ITU-T Recommendation G.874.1, October 2012.

[RFC4054] Strand, J., Ed. and A. Chiu, Ed., "Impairments and Other Constraints on Optical Layer Routing", [RFC 4054](#), DOI 10.17487/RFC4054, May 2005, <<https://www.rfc-editor.org/info/rfc4054>>.

[RFC4204] Lang, J., Ed., "Link Management Protocol (LMP)", [RFC 4204](#), DOI 10.17487/RFC4204, October 2005, <<https://www.rfc-editor.org/info/rfc4204>>.

[RFC4209] Fredette, A., Ed. and J. Lang, Ed., "Link Management Protocol (LMP) for Dense Wavelength Division Multiplexing (DWDM) Optical Line Systems", [RFC 4209](#), DOI 10.17487/RFC4209, October 2005, <<https://www.rfc-editor.org/info/rfc4209>>.

[RFC6205] Otani, T., Ed. and D. Li, Ed., "Generalized Labels for Lambda-Switch-Capable (LSC) Label Switching Routers", [RFC 6205](#), DOI 10.17487/RFC6205, March 2011, <<https://www.rfc-editor.org/info/rfc6205>>.

[9.2. Informative References](#)

[RFC2629] Rose, M., "Writing I-Ds and RFCs using XML", [RFC 2629](#), DOI 10.17487/RFC2629, June 1999, <<https://www.rfc-editor.org/info/rfc2629>>.

- [RFC3410] Case, J., Mundy, R., Partain, D., and B. Stewart,
"Introduction and Applicability Statements for Internet-
Standard Management Framework", [RFC 3410](#),
DOI 10.17487/RFC3410, December 2002,
<<https://www.rfc-editor.org/info/rfc3410>>.
- [RFC4181] Heard, C., Ed., "Guidelines for Authors and Reviewers of
MIB Documents", [BCP 111](#), [RFC 4181](#), DOI 10.17487/RFC4181,
September 2005, <<https://www.rfc-editor.org/info/rfc4181>>.

Authors' Addresses

Dharini Hiremagalur (editor)
Juniper
1194 N Mathilda Avenue
Sunnyvale - 94089 California
USA

Phone: +1408
Email: dharinih@juniper.net

Gert Grammel (editor)
Juniper
Oskar-Schlemmer Str. 15
80807 Muenchen
Germany

Phone: +49 1725186386
Email: ggrammel@juniper.net

Gabriele Galimberti (editor)
Cisco
Via S. Maria Molgora, 48 c
20871 - Vimercate
Italy

Phone: +390392091462
Email: ggalimbe@cisco.com

Ruediger Kunze
Deutsche Telekom
Dddd, xx
Berlin
Germany

Phone: +49xxxxxxxxxx

Email: RKunze@telekom.de