

ACE Working Group
Internet-Draft
Intended status: Standards Track
Expires: April 8, 2019

C. Sengul
A. Kirby
Nominet
P. Fremantle
University of Portsmouth
October 5, 2018

MQTT-TLS profile of ACE
draft-sengul-ace-mqtt-tls-profile-03

Abstract

This document specifies a profile for the ACE (Authentication and Authorization for Constrained Environments) to enable authorization in an MQTT-based publish-subscribe messaging system. Proof-of-possession keys, bound to OAuth2.0 access tokens, are used to authenticate and authorize publisher and subscriber clients. The protocol relies on TLS for confidentiality and server authentication.

Status of This Memo

This Internet-Draft is submitted in full conformance with the provisions of [BCP 78](#) and [BCP 79](#).

Internet-Drafts are working documents of the Internet Engineering Task Force (IETF). Note that other groups may also distribute working documents as Internet-Drafts. The list of current Internet-Drafts is at <https://datatracker.ietf.org/drafts/current/>.

Internet-Drafts are draft documents valid for a maximum of six months and may be updated, replaced, or obsoleted by other documents at any time. It is inappropriate to use Internet-Drafts as reference material or to cite them other than as "work in progress."

This Internet-Draft will expire on April 8, 2019.

Copyright Notice

Copyright (c) 2018 IETF Trust and the persons identified as the document authors. All rights reserved.

This document is subject to [BCP 78](#) and the IETF Trust's Legal Provisions Relating to IETF Documents (<https://trustee.ietf.org/license-info>) in effect on the date of publication of this document. Please review these documents carefully, as they describe your rights and restrictions with respect to this document. Code Components extracted from this document must

include Simplified BSD License text as described in Section 4.e of the Trust Legal Provisions and are provided without warranty as described in the Simplified BSD License.

Table of Contents

1.	Introduction	2
1.1.	Requirements Language	4
1.2.	ACE-Related Terminology	4
1.3.	MQTT-Related Terminology	4
2.	Basic Protocol Interactions	5
2.1.	Authorizing Connection Establishment	6
2.1.1.	Client Authorization Server (CAS) and Authorization Server (AS) Interaction	7
2.1.2.	Client connection request to the broker	8
2.1.3.	Token validation	10
2.1.4.	The broker's response to client connection request	11
2.2.	Authorizing PUBLISH messages	12
2.2.1.	PUBLISH messages from the publisher client to the broker	12
2.2.2.	PUBLISH messages from the broker to the subscriber clients	12
2.3.	Authorizing SUBSCRIBE messages	13
2.4.	Token expiration	13
2.5.	Handling disconnections and retained messages	13
3.	Improved Protocol Interactions with MQTT v5	14
3.1.	Token Transport via Authentication Exchange (AUTH)	14
3.2.	Authorization Errors and Client Re-authentication	16
4.	IANA Considerations	17
5.	Security Considerations	17
6.	Privacy Considerations	18
7.	References	18
7.1.	Normative References	18
7.2.	Informative References	19
Appendix A.	Checklist for profile requirements	20
Appendix B.	The authorization information endpoint	21
Appendix C.	Document Updates	21
	Acknowledgements	22
	Authors' Addresses	22

[1.](#) Introduction

This document specifies a profile for the ACE framework [[I-D.ietf-ace-oauth-authz](#)]. In this profile, clients and a resource server use MQTT to communicate. The protocol relies on TLS for communication security between entities. The basic protocol interactions follow MQTT v3.1 - the OASIS Standard [[MQTT-OASIS-Standard](#)]. In addition, this document describes

improvements to the basic protocol with the new MQTT v5 - the OASIS Committee Specification [[MQTT-OASIS-Standard-v5](#)] (e.g., improved authentication exchange and error reporting). Both versions are expected to be supported in practice, and therefore, covered in this document.

MQTT is a publish-subscribe protocol and supports two types of client operation: publish and subscribe. Once connected, a client can publish to multiple topics, and subscribe to multiple topics; however, for this document, these actions are described separately. The MQTT broker is responsible for distributing messages published by the publishers to the appropriate subscribers. Each publish message contains a topic, which is used by the broker to filter the subscribers for the message. Subscribers must subscribe to the topics to receive the corresponding messages.

In this document, message topics are treated as resources. Clients use an access token, bound to a key (the proof-of-possession key) to authorize with the MQTT broker their connection and publish/subscribe permissions to topics. In the context of this ACE profile, the MQTT broker acts as the resource server. To provide communication confidentiality and resource server authentication, TLS is used.

Clients use client authorization servers [[I-D.ietf-ace-actors](#)] to obtain tokens from the authorization server. The communication protocol between the client authorization server and the authorization server is assumed to be HTTPS. Also, if the broker supports token introspection, it is assumed to use HTTPS to communicate with the authorization server. These interfaces MAY be implemented using other protocols, e.g., CoAP or MQTT. This document makes the same assumptions as the [Section 4](#) of the ACE framework [[I-D.ietf-ace-oauth-authz](#)] regarding client and RS registration with the AS and establishing of keying material.

This document describes the authorization of the following exchanges between publisher and subscriber clients, and the broker.

- o Connection establishment between the clients and the broker
- o Publish messages from the publishers to the broker, and from the broker to the subscribers
- o Subscribe messages from the subscribers to the broker

In [Section 2](#), these exchanges are described based on the MQTT v3.1 - the OASIS Standard [[MQTT-OASIS-Standard](#)]. These exchanges are also supported by the new MQTT v5 - the OASIS Committee Specification

[[MQTT-0ASIS-Standard-v5](#)]. [Section 3](#) describes how they may be improved by the new MQTT v5.

1.1. Requirements Language

The key words "MUST", "MUST NOT", "REQUIRED", "SHALL", "SHALL NOT", "SHOULD", "SHOULD NOT", "RECOMMENDED", "NOT RECOMMENDED", "MAY", and "OPTIONAL" in this document are to be interpreted as described in [BCP 14](#) [[RFC2119](#)] [[RFC8174](#)], when, and only when, they appear in all capitals, as shown here.

1.2. ACE-Related Terminology

The terminology for entities in the architecture is defined in OAuth 2.0 [RFC 6749](#) [[RFC6749](#)] and ACE actors [[I-D.ietf-ace-actors](#)], such as "Client" (C), "Resource Server" (RS) and "Authorization Server" (AS).

The term "endpoint" is used following its OAuth definition, to denote resources such as /token and /introspect at the AS.

The term "Resource" is used to refer to an MQTT "topic name," which is defined in [Section 1.3](#). Hence, the "Resource Owner" is any entity that can authoritatively speak for the "topic".

Certain security-related terms such as "authentication", "authorization", "confidentiality", "(data) integrity", "message authentication code", and "verify" are taken from [RFC 4949](#) [[RFC4949](#)].

1.3. MQTT-Related Terminology

The document describes message exchanges as MQTT protocol interactions. For additional information, please refer to the MQTT v3.1 - the OASIS Standard [[MQTT-0ASIS-Standard](#)] or the MQTT v5 - the OASIS Committee Specification [[MQTT-0ASIS-Standard-v5](#)].

Topic name

The label attached to an application message, which is matched to a subscription.

Topic filter

An expression that indicates interest in one or more topic names. Topic filters may include wildcards.

Subscription

A subscription comprises a Topic filter and a maximum quality of service (QoS).

Application Message

The data carried by the MQTT protocol. The data has an associated QoS level and a Topic name.

MQTT sends various control messages across a network connection. The following is not an exhaustive list and the control packets that are not relevant for authorization are not explained. These include, for instance, the PUBREL and PUBCOMP packets used in the 4-step handshake required for the QoS level 2.

CONNECT

Client request to connect to the broker. After a network connection is established, this is the first packet sent by a client.

CONNACK

The broker connection acknowledgment. The first packet sent from the broker to a client is a CONNACK packet. CONNACK packets contain return codes indicating either a success or an error state to a client.

PUBLISH

Publish packet that can be sent from a client to the broker, or from the broker to a client.

PUBACK

Response to PUBLISH packet with QoS level 1. PUBACK can be sent from the broker to a client or a client to the broker.

PUBREC

Response to PUBLISH packet with QoS level 2. PUBREC can be sent from the broker to a client or a client to the broker.

SUBSCRIBE

The client subscribe request.

SUBACK

Subscribe acknowledgment.

PINGREQ A ping request sent from a client to the broker. It signals to the broker that the client is alive, and is used to confirm that the broker is still alive.

2. Basic Protocol Interactions

This section describes the following exchanges between publisher and subscriber clients, the broker, and the authorization server according to the MQTT v3.1 - the OASIS Standard [[MQTT-OASIS-Standard](#)]. These exchanges are compatible also with the

new MQTT v5 - the OASIS Committee Specification [[MQTT-OASIS-Standard-v5](#)]. In addition, [Section 3](#) describes how these exchanges may be improved with the MQTT v5.

- o Authorizing connection establishment between the clients and the broker
- o Authorizing publish messages from the publishers to the broker, and from the broker to the subscribers
- o Authorizing subscribe messages from the subscribers to the broker

Message topics are treated as resources. The publisher and subscriber clients are assumed to have identified the topics of interest out-of-band (topic discovery is not a feature of the MQTT protocol).

A connection request carries a token specifying the permissions that the client has (e.g., publish permission to a given topic). A resource owner can pre-configure policies at the AS that give clients publish or subscribe permissions to different topics.

[2.1.](#) Authorizing Connection Establishment

This section specifies how publishers and subscribers establish an authorized connection to an MQTT broker. The token request and response use the /token endpoint of the authorization server, as specified in [Section 6](#) of the ACE framework [[I-D.ietf-ace-oauth-authz](#)].

Figure 1 shows the basic protocol flow during connection establishment. The step (C), client onboarding, is out of the scope of this document. Steps (E) and (F) are optional.

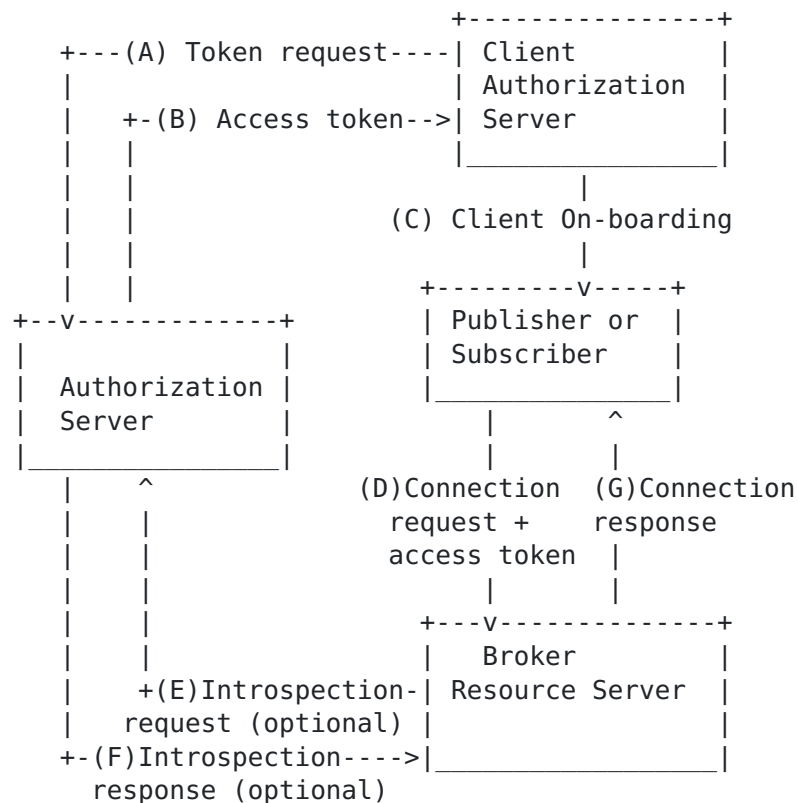


Figure 1: Connection establishment

2.1.1. Client Authorization Server (CAS) and Authorization Server (AS) Interaction

The first step in the protocol flow (Figure 1 (A)) is the token acquisition by the client authorization server (CAS) from the AS. If a client has enough resources and can support HTTPS, or optionally the AS supports MQTTS, these steps can instead be carried out by a client directly.

When requesting an access token from the AS, the CAS MAY include parameters in its request as defined in [Section 6.1](#) of the ACE framework [[I-D.ietf-ace-oauth-authz](#)]. The content type is set to "application/json". The profile name is 'mqtt_tls'.

If the AS successfully verifies the access token request and authorizes the client for the indicated audience (e.g., RS) and scopes (e.g., publish/subscribe permissions over topics), the AS issues an access token (Figure 1 (B)). The response includes the parameters described in [Section 6.2](#) of the ACE framework [[I-D.ietf-ace-oauth-authz](#)]. The included token is assumed to be Proof-of-Possession (PoP) token by default. Hence, a 'cnf' parameter

with a symmetric or asymmetric PoP key is returned. The token may be a reference, or a CBOR or JWT web token. Note that the 'cnf' parameter in the web tokens are to be consumed by the resource server and not the client. For more information on Proof of Possession semantics in JWTs see [RFC 7800](#) [RFC7800] and for CWTs, see Proof-of-Possession Key Semantics for CBOR Web Tokens (CWTs) [I-D.ietf-ace-cwt-proof-of-possession].

In the case of an error, the AS returns error responses for HTTP-based interactions as ASCII codes in JSON content, as defined in [Section 5.2 of RFC 6749](#) [RFC6749].

2.1.2. Client connection request to the broker

Once the client acquires the token, it can use it to request an MQTT connection to the broker over a TLS session with server authentication (Figure 1 (D)). This section describes the client transporting the token to the broker (RS) via the CONNECT control message after the TLS handshake. This is similar to an earlier proposal by Fremantle et al. [fremantle14]. An improvement to this is presented in [Section 3](#) for the MQTT v5 - the OASIS Committee Specification [MQTT-OASIS-Standard-v5]. Alternatively, the token may be used for the TLS session establishment as described in the DTLS profile for ACE [I-D.gerdes-ace-dtls-authorize]. In this case, both the TLS PSK and RPK handshakes MAY be supported. This may additionally require that the client transports the token to the broker before the connection establishment. To this end, the broker MAY support /authz-info endpoint via the "authz-info" topic. Then, to transport the token, clients publish to "authz-info" topic unauthorized. The topic "authz-info" MUST be publish-only for clients (i.e., the clients are not allowed to subscribe to it). This option is described in more detail in [Appendix B](#).

When the client wishes to connect to the broker, it uses the CONNECT message of MQTT. Figure 2 shows the structure of the MQTT CONNECT control message.

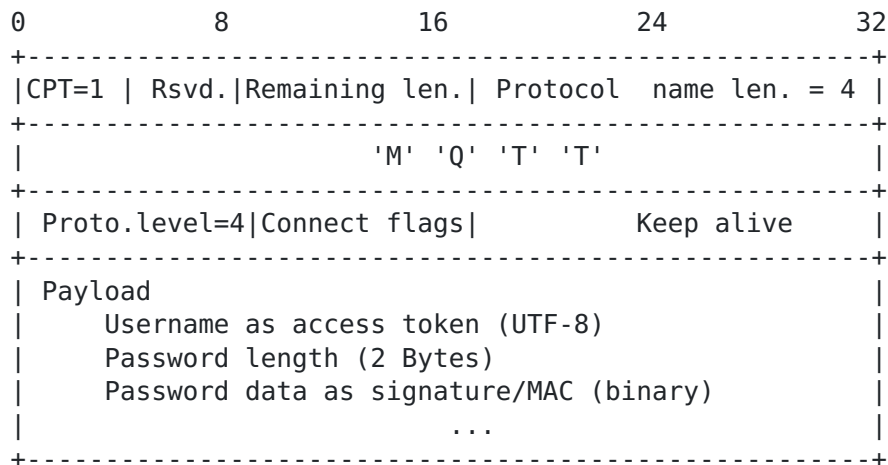


Figure 2: MQTT CONNECT control message. (CPT=Control Packet Type, Rsvd=Reserved, len.=length, Proto.=Protocol)

To communicate the necessary connection parameters, the Client uses the appropriate flags of the CONNECT message. Figure 3 shows how the MQTT connect flags MUST be set to initiate a connection with the broker.

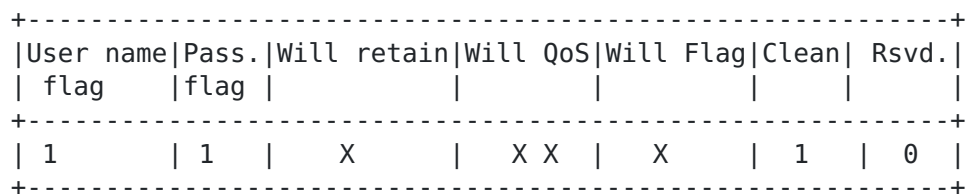


Figure 3: MQTT CONNECT flags. (Rsvd=Reserved)

To ensure that the client and the broker discard any previous session and start a new session, the Clean Session Flag MUST be set to 1.

The Will flag indicates that a Will message needs to be sent when a client disconnection occurs. The situations in which the Will message is published include disconnections due to I/O or network failures, and the server closing the networking connection due to a protocol error. The client may set the Will flag as desired (marked as 'X' in Figure 3). If the Will flag is set to 1 and the broker accepts the connection request, the broker must store the Will message, and publish it when the network connection is closed according to Will QoS and Will retain parameters, and MQTT Will management rules. [Section 2.5](#) explains how the broker deals with the retained messages in further detail.

Finally, Username and Password flags MUST be set to 1 to ensure that the Payload of the CONNECT message includes both Username and Password fields.

The CONNECT message defaults to ACE for authentication and authorization. For the basic operation described in this section, the Username field MUST be set to the access token. The Password field MUST be set to the keyed message digest (MAC) or signature associated with the access token for proof-of-possession. The client MAY apply the PoP key either to the token or the entire request by computing a keyed message digest (for symmetric key) or a digital signature (for asymmetric key).

[Section 3.1.3](#) of MQTT v3.1 - the OASIS Standard [[MQTT-OASIS-Standard](#)] defines the MQTT Username as a UTF-8 encoded string, which is prefixed by a 2-byte length field followed by UTF-8 encoded character data up to 65535 bytes. Therefore an access token that is not valid UTF-8 MUST be Base64 [[RFC4648](#)] encoded. (The MQTT Password allows binary data (up to 65535 bytes) so does not require encoding.)

[2.1.3. Token validation](#)

RS MUST verify the validity of the token. This validation MAY be done locally (e.g., in the case of a self-contained token) or the RS MAY send an introspection request to the AS. If introspection is used, this section follows similar steps to those described in Sections [7.2](#) and [7.3](#) of the ACE framework [[I-D.ietf-ace-oauth-authz](#)]. The communication between AS and RS MAY be HTTPS, but it, in every case, MUST be confidential, mutually authenticated and integrity protected.

The broker MUST check if the token is active either using 'exp' claim of the token or 'active' parameter of the introspection response.

The access token is constructed by the AS such that RS can associate the access token with the client key. This document assumes that the Access Token is a PoP token as described in [[I-D.ietf-ace-oauth-authz](#)]. Therefore, the necessary information is contained in the 'cnf' claim of the access token and may use either public or shared key approaches. The client uses the signature or the MAC in the password field to prove the possession of the key. Depending on the chosen implementation, the resource server validates the signature or the MAC over the token or the contents of the packet, authenticating the client.

The broker uses the scope field in the token (or in the introspection result) to determine the publish and subscribe permissions for the

client. If the Will flag is set, then the broker MUST check that the token allows the publication of the Will message too.

If the token is not self-contained and the broker uses token introspection, it MAY cache the validation result to decide whether to accept subsequent PUBLISH and SUBSCRIBE messages as these messages, which are sent after a connection is set-up, do not contain access tokens. If the introspection result is not cached, then the RS needs to introspect the saved token for each request.

Scope strings SHOULD be encoded as a permission, followed by an underscore, followed by a topic filter. Two permissions apply to topics: 'publish' and 'subscribe'. An example scope field may contain multiple such strings, space delimited, e.g., 'publish_topic1 subscribe_topic2/#'. Hence, this access token would give 'publish' permission to the 'topic1', 'subscribe' permission to all the subtopics of 'topic2'. If there is a single RS, then scope strings MAY be simply the keywords 'publish' or 'subscribe,' and the 'aud' field in the access token MAY be used to define the topic filter.

Also, if present in the access token, RS must check that the 'iss' corresponds to AS, the 'aud' field (if not used to define topics) corresponds to RS. It also has to check whether 'nbf' and 'iat' claims are present and valid.

2.1.4. The broker's response to client connection request

Based on the validation result (obtained either via local inspection or using the /introspection interface of the AS), the broker MUST send a CONNACK message to the client.

The broker responses may follow either the MQTT v3.1 - the OASIS Standard [[MQTT-OASIS-Standard](#)] or the MQTT v5 - the OASIS Committee Specification [[MQTT-OASIS-Standard-v5](#)], depending on which version(s) the broker supports.

In MQTT v3.1 - the OASIS Standard [[MQTT-OASIS-Standard](#)], it is not possible to support AS discovery via sending a tokenless CONNECT message to the broker. This is because a CONNACK packet does not include a means to provide additional information to the client. Therefore, AS discovery needs to take place out-of-band. This is remedied in the MQTT v5 - the OASIS Committee Specification [[MQTT-OASIS-Standard-v5](#)] and a solution is described in [Section 3](#).

If the RS accepts the connection, it MUST store the token.

2.2. Authorizing PUBLISH messages

2.2.1. PUBLISH messages from the publisher client to the broker

On receiving the PUBLISH message, the broker MUST use the type of message (i.e., PUBLISH) and the topic name in the message header to compare against the cached token or its introspection result (depending on the implementation, different fields of the token or the introspection result may be checked, see [Section 2.1.3](#)).

If the client is allowed to publish to the topic, the RS must publish the message to all valid subscribers of the topic. The broker may also return an acknowledgment message if the QoS level is greater than or equal to 1.

In case of a failure, it is not possible to return an error in MQTT v3.1 - the OASIS Standard [[MQTT-OASIS-Standard](#)]. Acknowledgement messages only indicate success. In the case of an authorization error, the broker SHOULD disconnect the client. Otherwise, it MUST ignore the PUBLISH message. Also, DISCONNECT messages are only sent from a client to the broker. So, server disconnection needs to take place below the application layer. However, in MQTT v5 - the OASIS Committee Specification [[MQTT-OASIS-Standard-v5](#)], it is possible to indicate failure and provide a reason code. [Section 3](#) describes in more detail how MQTT v5 handles PUBLISH authorization errors.

2.2.2. PUBLISH messages from the broker to the subscriber clients

To forward PUBLISH messages to the subscribing clients, the broker identifies all the subscribers that have valid matching topic subscriptions (i.e., the tokens are valid, and token scopes allow a subscription to the particular topic name). The broker sends a PUBLISH message with the topic name and the topic message to all the valid subscribers.

In MQTT, after connection establishment, there is no way to inform a client that an authorization error has occurred for previously subscribed topics, e.g., token expiry. In the case of an authorization error, the broker has two options: (1) stop forwarding PUBLISH messages to the unauthorized client or (2) disconnect the client. In the MQTT v3.1 - the OASIS Standard [[MQTT-OASIS-Standard](#)], the MQTT DISCONNECT messages are only sent from a client to the broker. Therefore, the server disconnection needs to take place below the application layer. In MQTT v5 - the OASIS Committee Specification [[MQTT-OASIS-Standard-v5](#)], a server-side DISCONNECT message is possible and described in [Section 3](#).

2.3. Authorizing SUBSCRIBE messages

In MQTT, a SUBSCRIBE message is sent from a client to the broker to create one or more subscriptions to one or more topics. The SUBSCRIBE message may contain multiple topic filters. The topic filters may include wildcard characters.

On receiving the SUBSCRIBE message, the broker MUST use the type of message (i.e., SUBSCRIBE) and the topic filter in the message header to compare against the stored token or introspection result (depending on the implementation, different fields of the token or introspection result may be checked, see [Section 2.1.3](#)).

As a response to the SUBSCRIBE message, the broker issues a SUBACK message. For each topic filter, the SUBACK packet includes a return code matching the QoS level for the corresponding topic filter. In the case of failure, the return code, in MQTT v3.1, must be 0x80 indicating 'Failure'. In MQTT v5, the appropriate return code is 0x87, indicating that the client is 'Not authorized'. Note that, in both MQTT versions, a reason code is returned for each topic filter. Therefore, the client may receive success codes for a subset of its topic filters, while being unauthorized for the rest.

2.4. Token expiration

The broker MUST check for token expiration whenever a CONNECT, PUBLISH or SUBSCRIBE message is received or sent. The broker SHOULD check for token expiration on receiving a PINGREQUEST message. This may allow for early detection of a token expiry.

The token expiration is checked by checking the 'exp' claim of a CWT/JWT or via performing an introspection request with the Authorization server as described in [Section 8.2](#) of the ACE framework [[I-D.ietf-ace-oauth-authz](#)]. In the basic operation, token expirations MAY lead to disconnecting the associated client. However, in MQTT v5 - the OASIS Committee Specification [[MQTT-OASIS-Standard-v5](#)], better error handling and re-authentication are possible. This is explained in more detail in [Section 3](#).

2.5. Handling disconnections and retained messages

According to MQTT v3.1 - the OASIS Standard [[MQTT-OASIS-Standard](#)], only Client DISCONNECT messages are allowed. In MQTT v5 - the OASIS Committee Specification [[MQTT-OASIS-Standard-v5](#)], server-side DISCONNECT messages are possible, allowing to return '0x87 Not Authorized' return code to the client.

In the case of a DISCONNECT, due to the Clean Session flag, the broker deletes all session state but MUST keep the retained messages. By setting a RETAIN flag in a PUBLISH message, the publisher indicates to the broker that it should store the most recent message for the associated topic. Hence, the new subscribers can receive the last sent message from the publisher for that particular topic without waiting for the next PUBLISH message. In the case of a disconnection, the broker MUST continue publishing the retained messages as long as the associated tokens are valid.

In case of disconnections due to network errors or server disconnection due to a protocol error (which includes authorization errors), the Will message must be sent if the client supplied a Will in the CONNECT request message. The token provided in the CONNECT request must cover the Will topic. The Will message MUST be published to the Will topic when the network connection is closed regardless of whether the corresponding token has expired.

3. Improved Protocol Interactions with MQTT v5

In the new MQTT v5 - the OASIS Committee Specification Draft [[MQTT-OASIS-Standard-v5](#)], several new capabilities are introduced, which enable better integration with the ACE standards. The newly enhanced authentication and re-authentication methods support a wider range of authentication flows beyond username and password. With the MQTT v5, there is a clearly defined approach for using token-based approaches. Similarly, in MQTT v5, it is possible for a client to request a re-authentication. Finally, MQTT v5 generally improves error reporting, enabling better response to authorization failures during publishing messages to the subscribers.

3.1. Token Transport via Authentication Exchange (AUTH)

To initiate the authentication and authorization flow, as before, the CAS initiates the token request as in [Section 2.1](#). When the client wishes to connect to the RS (broker), it uses the CONNECT message of MQTT. Figure 4 shows the structure of the MQTT CONNECT control message used in MQTT v5.

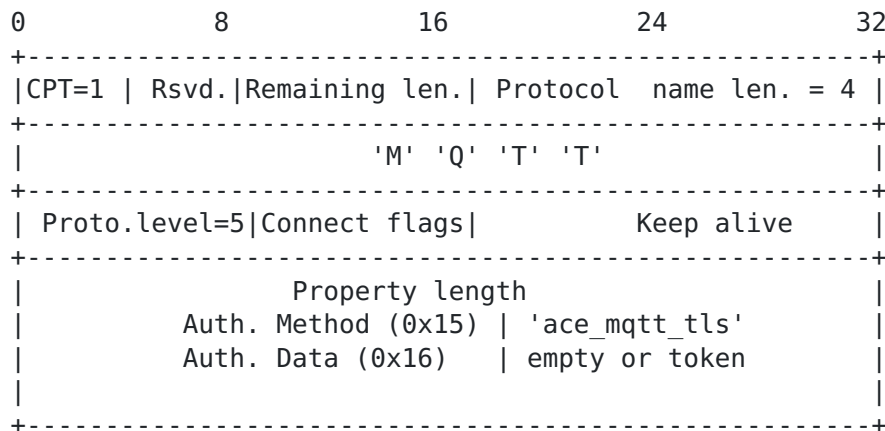


Figure 4: MQTT CONNECT control message. (CPT=Control Packet Type, Rsvd=Reserved, len.=length, Proto.=Protocol)

To communicate the necessary connection parameters, the client uses the appropriate flags of the CONNECT message. To achieve a clean session (i.e., the session should start without an existing session), the new MQTT v5 session flags MUST be set appropriately: the Clean Start Flag MUST be set to 1 and Session Expiry Interval MUST be set to 0.

With the enhanced authentication capabilities, it is not necessary to overload the username and password fields in the CONNECT message for ACE authentication. Nevertheless, the RS MUST support both methods for supporting the token: (1) Token transport via username and password and (2) using the new AUTH (Authentication Exchange) method. The token transport via username and password is as described in [Section 2.1.2](#). The rest of this section describes the AUTH method.

To use the AUTH method, the username flag MUST be set to 0, and the password flag MUST be set to 0. The client can set the Authentication Method as a property of a CONNECT packet by setting Auth Properties (with the property identifier 0x15). The client must MUST set the UTF-8 encoded string containing the name of the authentication method as 'ace_mqtt_tls'. If the RS does not support this profile, it sends a CONNACK with a Reason Code of '0x8C (Bad authentication method)'

The Authentication Method is followed by the Authentication Data, which has a property identifier 0x16. Authentication data is binary data and is defined by the authentication method. The RS MAY support different implementations for transporting the authentication data. The first option is that Authentication data contains both the token and the keyed message digest (MAC) or signature as described in [Section 2.1.2](#). The encoding of this field MAY use CBOR and COSE. In

this case, the token validation proceeds as described in [Section 2.1.3](#) and the server responds with a CONNACK. The reason code of the CONNACK '0x00 (Success)' if the authentication is successful. In case of an invalid PoP token, the CONNACK reason code is '0x87 (Not Authorized)'.

The second option that RS may accept is a challenge/response protocol. If the Authentication Data only includes the token, the RS MUST respond with an AUTH packet, with the Authenticate Reason Code set to '0x18 (Continue Authentication)'. This packet includes the Authentication Method, which MUST be set to 'ace_mqtt_tls' and Authentication Data. The Authentication Data MUST NOT be empty and contains a challenge for the client. The client responds to this with an AUTH packet, with a reason code '0x18 (Continue Authentication)'. Similarly, the client packet sets the Authentication Method to 'ace_mqtt_tls'. The Authentication Data in the client's response contains the signature or MAC computed over the RS's challenge. To this, the server responds with a CONNACK and return code '0x00 (Success)' if the authentication is successful. In case of an invalid PoP token, the CONNACK reason code is '0x87 (Not Authorized)'.

Finally, this document allows the CONNECT message to have an empty Authentication Data field. This is the AS discovery option and the RS responds with the CONNACK reason code '0x87 (Not Authorized)' and includes a User Property for the AS information. AS Information contains the absolute URI of AS, and MAY also contain a nonce as defined in the [Section 5.1.2](#) of the ACE framework [[I-D.ietf-ace-oauth-authz](#)]. This information MAY be CBOR encoded.

3.2. Authorization Errors and Client Re-authentication

MQTT v5 allows better error reporting. To take advantage of this for PUBLISH messages, the QoS level should be set to greater than or equal to 1. This guarantees that RS responds with either a PUBACK or PUBREC packet with reason code '0x87 (Not authorized)' in the case of an authorization error. Similarly, for the SUBSCRIBE case, the SUBACK packet has a reason code set to '0x87 (Not authorized)' for the unauthorized topic(s). When RS is forwarding PUBLISH messages to the subscribed clients, it may discover that some of the subscribers are no more authorized due to expired tokens. In this case, the RS SHOULD send a DISCONNECT message with the reason code '0x87 (Not authorized)'. Note that the server-side DISCONNECT is a new feature of MQTT v5 (in MQTT v3.1 server needed to drop the connection). RS MUST stop forwarding messages to the unauthorized subscribers.

In the case of a PUBACK with '0x87 (Not authorized)', the client can update its token using the Re-authentication feature of MQTT v5.

Also, the clients can proactively update their tokens without waiting for such a PUBACK. To re-authenticate, the client sends an AUTH packet with reason code '0x19 (Re-authentication)'. The client MUST set the authentication method as 'ace_mqtt_tls' and transport the new token in the Authentication Data. The client and the RS go through the same steps for proof of possession validation as described in the previous section. If the re-authentication fails, the server MUST send a DISCONNECT with the reason code '0x87 (Not Authorized)'.

4. IANA Considerations

The following registrations are done for the ACE OAuth Profile Registry following the procedure specified in [\[I-D.ietf-ace-oauth-authz\]](#).

Note to the RFC editor: Please replace all occurrences of "[RFC-XXXX]" with the RFC number of this specification and delete this paragraph.

Profile name: mqtt_tls

Profile description: Profile for delegating client authentication and authorization using MQTT as the application protocol and TLS For transport layer security.

Profile ID:

Change controller: IESG

Reference: [RFC-XXXX]

5. Security Considerations

This document specifies a profile for the Authentication and Authorization for Constrained Environments (ACE) framework [\[I-D.ietf-ace-oauth-authz\]](#). Therefore, the security considerations outlined in [\[I-D.ietf-ace-oauth-authz\]](#) apply to this work.

In addition, the security considerations outlined in MQTT v3.1 - the OASIS Standard [\[MQTT-OASIS-Standard\]](#) and MQTT v5 - the OASIS Committee Specification [\[MQTT-OASIS-Standard-v5\]](#) apply. Mainly, this document provides an authorization solution for MQTT, the responsibility of which is left to the specific implementation in MQTT v5 - the OASIS Committee Specification [\[MQTT-OASIS-Standard-v5\]](#). In the following, we comment on a few relevant issues based on the current MQTT specifications.

In this document, RS uses the PoP access token to authenticate the client. If the client is able, TLS certificates sent from the client can be used by the RS to authenticate the client. The TLS certificate from the RS MUST be used by the client to authenticate the RS.

To authorize a client's publish and subscribe requests in an ongoing session, the RS caches the access token after accepting the connection from the client. However, if some permissions are revoked in the meantime, the RS may still grant publish/subscribe to revoked topics until the session ends or the token expires. When permissions change dynamically, it is expected that AS follows a reasonable expiration strategy for the access tokens.

The RS may monitor client behaviour to detect potential security problems, especially those affecting availability. These include repeated token transfer attempts to the public "authz-info" topic, repeated connection attempts, abnormal terminations, and clients that connect but do not send any data. If the RS supports the public "authz-info" topic, described in [Appendix B](#), then this may be vulnerable to a DDoS attack, where many clients use the "authz-info" public topic to transport fictitious tokens, which RS may need to store indefinitely.

6. Privacy Considerations

The privacy considerations outlined in [[I-D.ietf-ace-oauth-authz](#)] apply to this work.

In MQTT, the RS is a central trusted party and may forward potentially sensitive information between clients. Clients may choose to encrypt the payload of their messages. However, this would not provide privacy for other properties of the message such as topic name.

7. References

7.1. Normative References

[I-D.gerdes-ace-dtls-authorize]
Gerdes, S., Bergmann, O., Bormann, C., Selander, G., and L. Seitz, "Datagram Transport Layer Security (DTLS) Profile for Authentication and Authorization for Constrained Environments (ACE)", [draft-gerdes-ace-dtls-authorize-01](#) (work in progress), March 2017.

[I-D.ietf-ace-oauth-authz]

Seitz, L., Selander, G., Wahlstroem, E., Erdtman, S., and H. Tschofenig, "Authentication and Authorization for Constrained Environments (ACE) using the OAuth 2.0 Framework (ACE-OAuth)", [draft-ietf-ace-oauth-authz-15](#) (work in progress), September 2018.

[MQTT-OASIS-Standard]

Banks, A., Ed. and R. Gupta, Ed., "OASIS Standard MQTT Version 3.1.1 Plus Errata 01", 2015, <<http://docs.oasis-open.org/mqtt/mqtt/v3.1.1/mqtt-v3.1.1.html>>.

[MQTT-OASIS-Standard-v5]

Banks, A., Ed., Briggs, E., Ed., Borgendale, K., Ed., and R. Gupta, Ed., "OASIS MQTT Version 5.0 Committee Specification 02", 2017, <<http://docs.oasis-open.org/mqtt/mqtt/v5.0/csprd01/mqtt-v5.0-csprd01.html>>.

[RFC2119] Bradner, S., "Key words for use in RFCs to Indicate Requirement Levels", [BCP 14](#), [RFC 2119](#), DOI 10.17487/RFC2119, March 1997, <<https://www.rfc-editor.org/info/rfc2119>>.

[RFC4648] Josefsson, S., "The Base16, Base32, and Base64 Data Encodings", [RFC 4648](#), DOI 10.17487/RFC4648, October 2006, <<https://www.rfc-editor.org/info/rfc4648>>.

[RFC8174] Leiba, B., "Ambiguity of Uppercase vs Lowercase in [RFC 2119](#) Key Words", [BCP 14](#), [RFC 8174](#), DOI 10.17487/RFC8174, May 2017, <<https://www.rfc-editor.org/info/rfc8174>>.

7.2. Informative References

[fremantle14]

Fremantle, P., Aziz, B., Kopecky, J., and P. Scott, "Federated Identity and Access Management for the Internet of Things", research International Workshop on Secure Internet of Things, September 2014, <<http://dx.doi.org/10.1109/SIoT.2014.8>>.

[I-D.ietf-ace-actors]

Gerdes, S., Seitz, L., Selander, G., and C. Bormann, "An architecture for authorization in constrained environments", [draft-ietf-ace-actors-06](#) (work in progress), November 2017.

[I-D.ietf-ace-cwt-proof-of-possession]

Jones, M., Seitz, L., Selander, G., Erdtman, S., and H. Tschofenig, "Proof-of-Possession Key Semantics for CBOR Web Tokens (CWTs)", [draft-ietf-ace-cwt-proof-of-possession-03](#) (work in progress), June 2018.

[RFC4949] Shirey, R., "Internet Security Glossary, Version 2", FYI 36, [RFC 4949](#), DOI 10.17487/RFC4949, August 2007, <<https://www.rfc-editor.org/info/rfc4949>>.

[RFC6749] Hardt, D., Ed., "The OAuth 2.0 Authorization Framework", [RFC 6749](#), DOI 10.17487/RFC6749, October 2012, <<https://www.rfc-editor.org/info/rfc6749>>.

[RFC7800] Jones, M., Bradley, J., and H. Tschofenig, "Proof-of-Possession Key Semantics for JSON Web Tokens (JWTs)", [RFC 7800](#), DOI 10.17487/RFC7800, April 2016, <<https://www.rfc-editor.org/info/rfc7800>>.

[Appendix A](#). Checklist for profile requirements

- o AS discovery: For the basic protocol using either MQTT v3.1 or MQTT v5, the clients/client authorization servers need to be configured out-of-band. RS does not provide any hints to help AS discovery. AS discovery is possible with the MQTT v5 extensions described in [Section 3](#).
- o The communication protocol between the client and RS: MQTT
- o The security protocol between the client and RS: TLS
- o Client and RS mutual authentication: RS provides a server certificate during TLS handshake. Client transports token and MAC via the MQTT CONNECT message.
- o Content format: For the HTTPS interactions with AS, "application/json". The MQTT payloads may be formatted JSON or CBOR.
- o PoP protocols: Either symmetric or asymmetric keys can be supported.
- o Unique profile identifier: mqtt_tls
- o Token introspection: RS uses HTTPS /introspect interface of AS.
- o Token request: CAS uses HTTPS /token interface of AS.

- o /authz-info endpoint: It MAY be supported using the method described in [Appendix B](#), not protected.
- o Token transport: In MQTT CONNECT message or using the AUTH extensions for MQTT v5 described in [Section 3](#).

[Appendix B](#). The authorization information endpoint

The main document described a method for transporting tokens inside MQTT CONNECT messages. In this section, we describe an alternative method to transport an access token.

The method consists of the MQTT broker accepting PUBLISH messages to a public "authz-info" topic. A client using this method MUST first connect to the broker, and publish the access token using the "authz-info" topic. The broker must verify the validity of the token (i.e., through local validation or introspection). After publishing the token, the client disconnects from the broker and is expected to try reconnecting over TLS.

In MQTT v3.1, after the client published to the "authz-info" topic, it is not possible for the broker to communicate the result of the token verification. In MQTT v5, the broker can return 'Not authorized' error to a PUBLISH request for QoS greater or equal to 1. In any case, any token authorization failure affect the subsequent TLS handshake, which can prompt the client to obtain a valid token.

[Appendix C](#). Document Updates

Version 01 updates Version 00 as follows:

- o Adds [Section 3](#) to describe improvements to the basic protocol operation with the new MQTT v5 - OASIS Committee Specification [[MQTT-OASIS-Standard-v5](#)], including improved authentication exchange and error reporting.
- o Condenses background information specific to MQTT in [Section 2](#).
- o Clarifies token transport and token structure in [Section 2.1.2](#) and [Section 2.1.3](#).
- o Removes Appendix on error reporting as this is now handled with MQTT v5.

Version 02 updates Version 01 as follows:

- o Adds PINGREQ packet for token expiry checks.

- o Minor typo fixes.

Version 03 updates Version 02 as follows:

- o Requirements language fixed according to the new IETF recommendation.
- o The use of audience and scopes claims in access tokens has been clarified.
- o Encoding used in the access token has been clarified.
- o Sections on IANA, security and privacy considerations are added.

Acknowledgements

The authors would like to thank Ludwig Seitz for his input on the authorization information endpoint, presented in the appendix.

Authors' Addresses

Cigdem Sengul
Nominet
2 Kingdom Street
London W2 6BD
UK

Email: Cigdem.Sengul@nominet.uk

Anthony Kirby
Nominet
Minerva House, Edmund Halley Road
Oxford OX4 4DQ
UK

Email: Anthony.Kirby@nominet.uk

Paul Fremantle
University of Portsmouth
School of Computing, Buckingham House
Portsmouth PO1 3HE
UK

Email: paul.fremantle@port.ac.uk