

Internet Engineering Task Force
Internet-Draft
Intended status: Standards Track
Expires: April 16, 2016

M. Chen
Huawei
L. Ginsberg
S. Previdi
Cisco Systems
October 14, 2015

**ISIS Extensions in Support of Inter-Autonomous System (AS) MPLS and
GMPLS Traffic Engineering
draft-chen-teas-rfc5316bis-00**

Abstract

This document describes extensions to the ISIS (ISIS) protocol to support Multiprotocol Label Switching (MPLS) and Generalized MPLS (GMPLS) Traffic Engineering (TE) for multiple Autonomous Systems (ASes). It defines ISIS-TE extensions for the flooding of TE information about inter-AS links, which can be used to perform inter-AS TE path computation.

No support for flooding information from within one AS to another AS is proposed or defined in this document.

Requirements Language

The key words "MUST", "MUST NOT", "REQUIRED", "SHALL", "SHALL NOT", "SHOULD", "SHOULD NOT", "RECOMMENDED", "MAY", and "OPTIONAL" in this document are to be interpreted as described in [RFC 2119](#) [[RFC2119](#)].

Status of This Memo

This Internet-Draft is submitted in full conformance with the provisions of [BCP 78](#) and [BCP 79](#).

Internet-Drafts are working documents of the Internet Engineering Task Force (IETF). Note that other groups may also distribute working documents as Internet-Drafts. The list of current Internet-Drafts is at <http://datatracker.ietf.org/drafts/current/>.

Internet-Drafts are draft documents valid for a maximum of six months and may be updated, replaced, or obsoleted by other documents at any time. It is inappropriate to use Internet-Drafts as reference material or to cite them other than as "work in progress."

This Internet-Draft will expire on April 16, 2016.

Copyright Notice

Copyright (c) 2015 IETF Trust and the persons identified as the document authors. All rights reserved.

This document is subject to [BCP 78](#) and the IETF Trust's Legal Provisions Relating to IETF Documents (<http://trustee.ietf.org/license-info>) in effect on the date of publication of this document. Please review these documents carefully, as they describe your rights and restrictions with respect to this document. Code Components extracted from this document must include Simplified BSD License text as described in Section 4.e of the Trust Legal Provisions and are provided without warranty as described in the Simplified BSD License.

Table of Contents

1.	Introduction	3
2.	Problem Statement	4
2.1.	A Note on Non-Objectives	4
2.2.	Per-Domain Path Determination	4
2.3.	Backward Recursive Path Computation	6
3.	Extensions to ISIS-TE	7
3.1.	Inter-AS Reachability TLV	8
3.2.	TE Router ID	9
3.3.	Sub-TLVs for Inter-AS Reachability TLV	10
3.3.1.	Remote AS Number Sub-TLV	10
3.3.2.	IPv4 Remote ASBR ID Sub-TLV	10
3.3.3.	IPv6 Remote ASBR ID Sub-TLV	11
3.3.4.	IPv6 Router ID sub-TLV	12
3.4.	Sub-TLVs for IS-IS Router Capability TLV	12
3.4.1.	IPv4 TE Router ID sub-TLV	12
3.4.2.	IPv6 TE Router ID sub-TLV	13
4.	Procedure for Inter-AS TE Links	14
4.1.	Origin of Proxied TE Information	15
5.	Security Considerations	15
6.	IANA Considerations	16
6.1.	Inter-AS Reachability TLV	16
6.2.	Sub-TLVs for the Inter-AS Reachability TLV	16
6.3.	Sub-TLVs for the IS-IS Router Capability TLV	17
7.	Acknowledgements	18
8.	References	18
8.1.	Normative References	18
8.2.	Informative References	18
	Authors' Addresses	20

1. Introduction

[RFC5305] defines extensions to the ISIS protocol [RFC1195] to support intra-area Traffic Engineering (TE). The extensions provide a way of encoding the TE information for TE-enabled links within the network (TE links) and flooding this information within an area. The extended IS reachability TLV and traffic engineering router ID TLV, which are defined in [RFC5305], are used to carry such TE information. The extended IS reachability TLV has several nested sub-TLVs that describe the TE attributes for a TE link.

[RFC6119] and [RFC5307] define similar extensions to ISIS in support of IPv6 and Generalized Multiprotocol Label Switching (GMPLS) TE respectively.

Requirements for establishing Multiprotocol Label Switching (MPLS) TE Label Switched Paths (LSPs) that cross multiple Autonomous Systems (ASes) are described in [RFC4216]. As described in [RFC4216], a method SHOULD provide the ability to compute a path spanning multiple ASes. So a path computation entity that may be the head-end Label Switching Router (LSR), an AS Border Router (ASBR), or a Path Computation Element (PCE) [RFC4655] needs to know the TE information not only of the links within an AS, but also of the links that connect to other ASes.

In this document, a new TLV, which is referred to as the inter-AS reachability TLV, is defined to advertise inter-AS TE information, three new sub-TLVs are defined for inclusion in the inter-AS reachability TLV to carry the information about the remote AS number and remote ASBR ID. The sub-TLVs defined in [RFC5305][RFC6119] and other documents for inclusion in the extended IS reachability TLV for describing the TE properties of a TE link are applicable to be included in the Inter-AS Reachability TLV for describing the TE properties of an inter-AS TE link as well. Also, two more new sub-TLVs are defined for inclusion in the IS-IS router capability TLV to carry the TE Router ID when the TE Router ID needs to reach all routers within an entire ISIS routing domain. The extensions are equally applicable to IPv4 and IPv6 as identical extensions to [RFC5305] and [RFC6119]. Detailed definitions and procedures are discussed in the following sections.

This document does not propose or define any mechanisms to advertise any other extra-AS TE information within ISIS. See [Section 2.1](#) for a full list of non-objectives for this work.

2. Problem Statement

As described in [[RFC4216](#)], in the case of establishing an inter-AS TE LSP that traverses multiple ASes, the Path message [[RFC3209](#)] may include the following elements in the Explicit Route Object (ERO) in order to describe the path of the LSP:

- o a set of AS numbers as loose hops; and/or
- o a set of LSRs including ASBRs as loose hops.

Two methods for determining inter-AS paths are currently being discussed. The per-domain method [[RFC5152](#)] determines the path one domain at a time. The backward recursive method [[RFC5441](#)] uses cooperation between PCEs to determine an optimum inter-domain path. The sections that follow examine how inter-AS TE link information could be useful in both cases.

2.1. A Note on Non-Objectives

It is important to note that this document does not make any change to the confidentiality and scaling assumptions surrounding the use of ASes in the Internet. In particular, this document is conformant to the requirements set out in [[RFC4216](#)].

The following features are explicitly excluded:

- o There is no attempt to distribute TE information from within one AS to another AS.
- o There is no mechanism proposed to distribute any form of TE reachability information for destinations outside the AS.
- o There is no proposed change to the PCE architecture or usage.
- o TE aggregation is not supported or recommended.
- o There is no exchange of private information between ASes.
- o No ISIS adjacencies are formed on the inter-AS link.

2.2. Per-Domain Path Determination

In the per-domain method of determining an inter-AS path for an MPLS-TE LSP, when an LSR that is an entry-point to an AS receives a Path message from an upstream AS with an ERO containing a next hop that is an AS number, it needs to find which LSRs (ASBRs) within the local AS are connected to the downstream AS. That way, it can compute a TE

LSP segment across the local AS to one of those LSRs and forward the Path message to that LSR and hence into the next AS. See Figure 1 for an example.

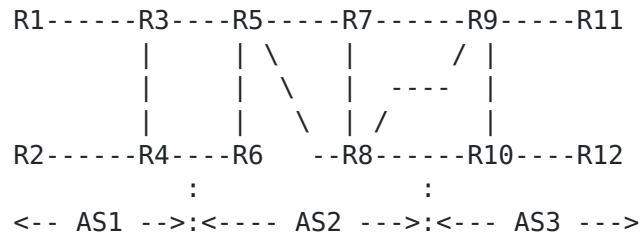


Figure 1: Inter-AS Reference Model

The figure shows three ASes (AS1, AS2, and AS3) and twelve LSRs (R1 through R12). R3 and R4 are ASBRs in AS1. R5, R6, R7, and R8 are ASBRs in AS2. R9 and R10 are ASBRs in AS3.

If an inter-AS TE LSP is planned to be established from R1 to R12, the AS sequence will be: AS1, AS2, AS3.

Suppose that the Path message enters AS2 from R3. The next hop in the ERO shows AS3, and R5 must determine a path segment across AS2 to reach AS3. It has a choice of three exit points from AS2 (R6, R7, and R8), and it needs to know which of these provide TE connectivity to AS3, and whether the TE connectivity (for example, available bandwidth) is adequate for the requested LSP.

Alternatively, if the next hop in the ERO is the entry ASBR for AS3 (say R9), R5 needs to know which of its exit ASBRs has a TE link that connects to R9. Since there may be multiple ASBRs that are connected to R9 (both R7 and R8 in this example), R5 also needs to know the TE properties of the inter-AS TE links so that it can select the correct exit ASBR.

Once the Path message reaches the exit ASBR, any choice of inter-AS TE link can be made by the ASBR if not already made by the entry ASBR that computed the segment.

More details can be found in [Section 4 of \[RFC5152\]](#), which clearly points out why advertising of inter-AS links is desired.

To enable R5 to make the correct choice of exit ASBR, the following information is needed:

- o List of all inter-AS TE links for the local AS.
- o TE properties of each inter-AS TE link.

- o AS number of the neighboring AS connected to by each inter-AS TE link.
- o Identity (TE Router ID) of the neighboring ASBR connected to by each inter-AS TE link.

In GMPLS networks, further information may also be required to select the correct TE links as defined in [\[RFC5307\]](#).

The example above shows how this information is needed at the entry-point ASBRs for each AS (or the PCEs that provide computation services for the ASBRs). However, this information is also needed throughout the local AS if path computation functionality is fully distributed among LSRs in the local AS, for example to support LSPs that have start points (ingress nodes) within the AS.

[2.3.](#) Backward Recursive Path Computation

Another scenario using PCE techniques has the same problem. [\[RFC5441\]](#) defines a PCE-based TE LSP computation method (called Backward Recursive Path Computation) to compute optimal inter-domain constrained MPLS-TE or GMPLS LSPs. In this path computation method, a specific set of traversed domains (ASes) are assumed to be selected before computation starts. Each downstream PCE in domain(i) returns to its upstream neighbor PCE in domain(i-1) a multipoint-to-point tree of potential paths. Each tree consists of the set of paths from all boundary nodes located in domain(i) to the destination where each path satisfies the set of required constraints for the TE LSP (bandwidth, affinities, etc.).

So a PCE needs to select boundary nodes (that is, ASBRs) that provide connectivity from the upstream AS. In order for the tree of paths provided by one PCE to its neighbor to be correlated, the identities of the ASBRs for each path need to be referenced. Thus, the PCE must know the identities of the ASBRs in the remote AS that are reached by any inter-AS TE link, and, in order to provide only suitable paths in the tree, the PCE must know the TE properties of the inter-AS TE links. See the following figure as an example.

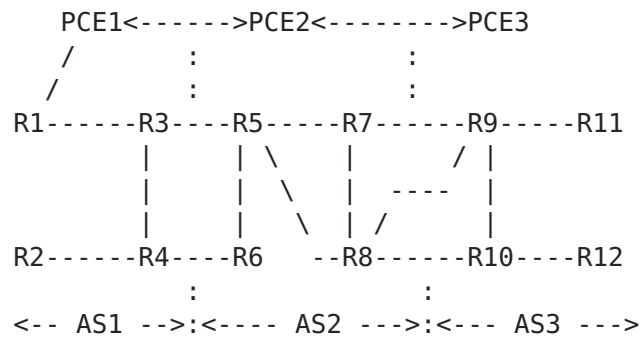


Figure 2: BRPC for Inter-AS Reference Model

The figure shows three ASes (AS1, AS2, and AS3), three PCEs (PCE1, PCE2, and PCE3), and twelve LSRs (R1 through R12). R3 and R4 are ASBRs in AS1. R5, R6, R7, and R8 are ASBRs in AS2. R9 and R10 are ASBRs in AS3. PCE1, PCE2, and PCE3 cooperate to perform inter-AS path computation and are responsible for path segment computation within their own domain(s).

If an inter-AS TE LSP is planned to be established from R1 to R12, the traversed domains are assumed to be selected: AS1->AS2->AS3, and the PCE chain is: PCE1->PCE2->PCE3. First, the path computation request originated from the PCC (R1) is relayed by PCE1 and PCE2 along the PCE chain to PCE3. Then, PCE3 begins to compute the path segments from the entry boundary nodes that provide connection from AS2 to the destination (R12). But, to provide suitable path segments, PCE3 must determine which entry boundary nodes provide connectivity to its upstream neighbor AS (identified by its AS number), and must know the TE properties of the inter-AS TE links. In the same way, PCE2 also needs to determine the entry boundary nodes according to its upstream neighbor AS and the inter-AS TE link capabilities.

Thus, to support Backward Recursive Path Computation, the same information listed in [Section 2.2](#) is required. The AS number of the neighboring AS connected to by each inter-AS TE link is particularly important.

3. Extensions to ISIS-TE

Note that this document does not define mechanisms for distribution of TE information from one AS to another, does not distribute any form of TE reachability information for destinations outside the AS, does not change the PCE architecture or usage, does not suggest or recommend any form of TE aggregation, and does not feed private information between ASes. See [Section 2.1](#).

In this document, for the advertisement of inter-AS TE links, a new TLV, which is referred to as the inter-AS reachability TLV, is defined. Three new sub-TLVs are also defined for inclusion in the inter-AS reachability TLV to carry the information about the neighboring AS number and the remote ASBR ID of an inter-AS link. The sub-TLVs defined in [\[RFC5305\]](#), [\[RFC6119\]](#), and other documents for inclusion in the extended IS reachability TLV are applicable to be included in the inter-AS reachability TLV for inter-AS TE links advertisement. Also, two other new sub-TLVs are defined for inclusion in the IS-IS router capability TLV to carry the TE Router ID when the TE Router ID is needed to reach all routers within an entire ISIS routing domain.

While some of the TE information of an inter-AS TE link may be available within the AS from other protocols, in order to avoid any dependency on where such protocols are processed, this mechanism carries all the information needed for the required TE operations.

[3.1.](#) Inter-AS Reachability TLV

The inter-AS reachability TLV has type 141 (see [Section 6.1](#)) and contains a data structure consisting of:

- 4 octets of Router ID
- 3 octets of default metric
- 1 octet of control information, consisting of:
 - 1 bit of flooding-scope information (S bit)
 - 1 bit of up/down information (D bit)
 - 6 bits reserved
- 1 octet of length of sub-TLVs
- 0-246 octets of sub-TLVs, where each sub-TLV consists of a sequence of:
 - 1 octet of sub-type
 - 1 octet of length of the value field of the sub-TLV
 - 0-244 octets of value

Compared to the extended reachability TLV which is defined in [\[RFC5305\]](#), the inter-AS reachability TLV replaces the "7 octets of System ID and Pseudonode Number" field with a "4 octets of Router ID" field and introduces an extra "control information" field, which consists of a flooding-scope bit (S bit), an up/down bit (D bit), and 6 reserved bits.

The Router ID field of the inter-AS reachability TLV is 4 octets in length, which contains the IPv4 Router ID of the router who generates the inter-AS reachability TLV. The Router ID SHOULD be identical to the value advertised in the Traffic Engineering Router ID TLV [\[RFC5305\]](#). If no Traffic Engineering Router ID is assigned, the Router ID SHOULD be identical to an IP Interface Address [\[RFC1195\]](#)

advertised by the originating IS. If the originating node does not support IPv4, then the reserved value 0.0.0.0 MUST be used in the Router ID field and the IPv6 Router ID sub-TLV MUST be present in the inter-AS reachability TLV.

The flooding procedures for inter-AS reachability TLV are identical to the flooding procedures for the GENINFO TLV, which are defined in [Section 4 of \[RFC6823\]](#). These procedures have been previously discussed in [\[RFC4971\]](#). The flooding-scope bit (S bit) SHOULD be set to 0 if the flooding scope is to be limited to within the single IGP area to which the ASBR belongs. It MAY be set to 1 if the information is intended to reach all routers (including area border routers, ASBRs, and PCEs) in the entire ISIS routing domain. The choice between the use of 0 or 1 is an AS-wide policy choice, and configuration control SHOULD be provided in ASBR implementations that support the advertisement of inter-AS TE links.

The sub-TLVs defined in [\[RFC5305\]](#), [\[RFC6119\]](#), and other documents for describing the TE properties of a TE link are also applicable to the inter-AS reachability TLV for describing the TE properties of an Inter-AS TE link. Apart from these sub-TLVs, four new sub-TLVs are defined for inclusion in the inter-AS reachability TLV defined in this document:

Sub-TLV type	Length	Name
-----	----	-----
24	4	remote AS number
25	4	IPv4 remote ASBR identifier
26	16	IPv6 remote ASBR identifier
TBD1	16	IPv6 Router ID

Detailed definitions of the three new sub-TLVs are described in [Section 3.3.1](#), 3.3.2, 3.3.3, and 3.3.4.

3.2. TE Router ID

The IPv4 TE Router ID TLV and IPv6 TE Router ID TLV, which are defined in [\[RFC5305\]](#) and [\[RFC6119\]](#) respectively, only have area flooding-scope. When performing inter-AS TE, the TE Router ID MAY be needed to reach all routers within an entire ISIS routing domain and it MUST have the same flooding scope as the Inter-AS Reachability TLV does.

[\[RFC4971\]](#) defines a generic advertisement mechanism for ISIS which allows a router to advertise its capabilities within an ISIS area or an entire ISIS routing domain. [\[RFC4971\]](#) also points out that the TE Router ID is a candidate to be carried in the IS-IS router capability TLV when performing inter-area TE.

This document uses such mechanism for TE Router ID advertisement when the TE Router ID is needed to reach all routers within an entire ISIS Routing domain. Two new sub-TLVs are defined for inclusion in the IS-IS Router Capability TLV to carry the TE Router IDs.

Sub-TLV type	Length	Name
-----	-----	-----
11	4	IPv4 TE Router ID
12	16	IPv6 TE Router ID

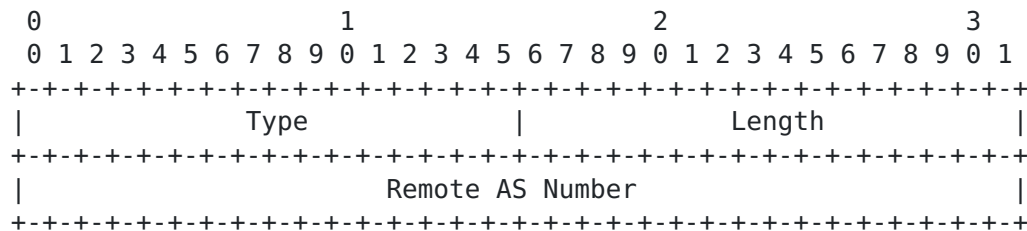
Detailed definitions of the new sub-TLV are described in [Section 3.4.1](#) and 3.4.2.

3.3. Sub-TLVs for Inter-AS Reachability TLV

3.3.1. Remote AS Number Sub-TLV

A new sub-TLV, the remote AS number sub-TLV, is defined for inclusion in the inter-AS reachability TLV when advertising inter-AS links. The remote AS number sub-TLV specifies the AS number of the neighboring AS to which the advertised link connects.

The remote AS number sub-TLV is TLV type 24 (see [Section 6.2](#)) and is 4 octets in length. The format is as follows:

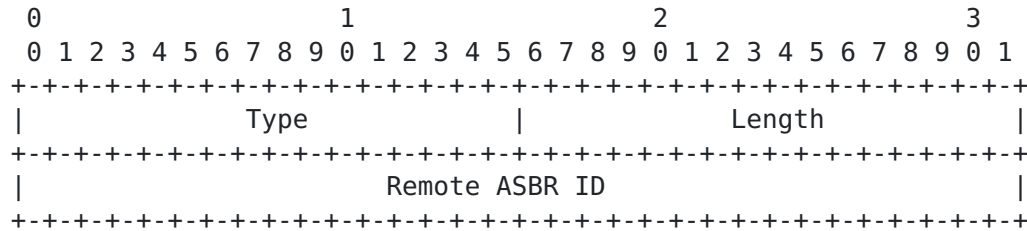


The remote AS number field has 4 octets. When only 2 octets are used for the AS number, as in current deployments, the left (high-order) 2 octets MUST be set to 0. The remote AS number sub-TLV MUST be included when a router advertises an inter-AS TE link.

3.3.2. IPv4 Remote ASBR ID Sub-TLV

A new sub-TLV, which is referred to as the IPv4 remote ASBR ID sub-TLV, is defined for inclusion in the inter-AS reachability TLV when advertising inter-AS links. The IPv4 remote ASBR ID sub-TLV specifies the IPv4 identifier of the remote ASBR to which the advertised inter-AS link connects. This could be any stable and routable IPv4 address of the remote ASBR. Use of the TE Router ID as specified in the Traffic Engineering router ID TLV [[RFC5305](#)] is RECOMMENDED.

The IPv4 remote ASBR ID sub-TLV is TLV type 25 (see [Section 6.2](#)) and is 4 octets in length. The format of the IPv4 remote ASBR ID sub-TLV is as follows:

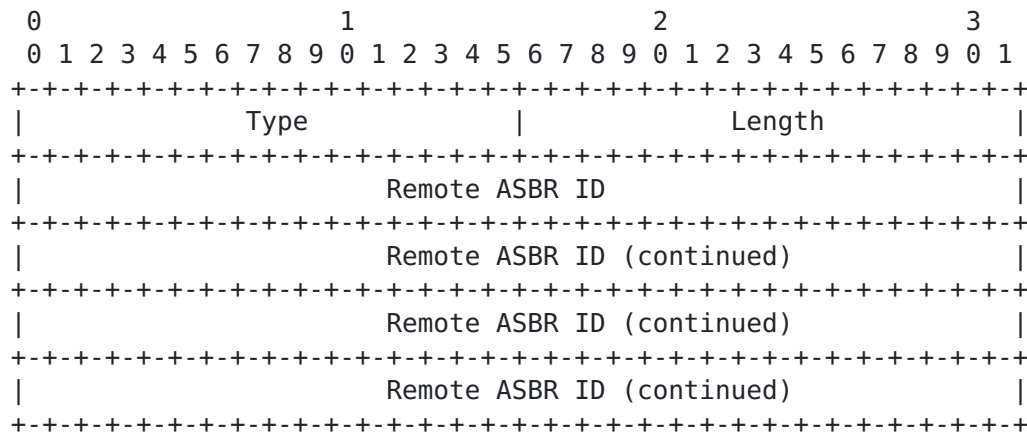


The IPv4 remote ASBR ID sub-TLV MUST be included if the neighboring ASBR has an IPv4 address. If the neighboring ASBR does not have an IPv4 address (not even an IPv4 TE Router ID), the IPv6 remote ASBR ID sub-TLV MUST be included instead. An IPv4 remote ASBR ID sub-TLV and IPv6 remote ASBR ID sub-TLV MAY both be present in an extended IS reachability TLV.

3.3.3. IPv6 Remote ASBR ID Sub-TLV

A new sub-TLV, which is referred to as the IPv6 remote ASBR ID sub-TLV, is defined for inclusion in the inter-AS reachability TLV when advertising inter-AS links. The IPv6 remote ASBR ID sub-TLV specifies the IPv6 identifier of the remote ASBR to which the advertised inter-AS link connects. This could be any stable and routable IPv6 address of the remote ASBR. Use of the TE Router ID as specified in the IPv6 Traffic Engineering router ID TLV [[RFC6119](#)] is RECOMMENDED.

The IPv6 remote ASBR ID sub-TLV is TLV type 26 (see [Section 6.2](#)) and is 16 octets in length. The format of the IPv6 remote ASBR ID sub-TLV is as follows:




```

0                               1                               2                               3
0 1 2 3 4 5 6 7 8 9 0 1 2 3 4 5 6 7 8 9 0 1 2 3 4 5 6 7 8 9 0 1
+---+---+---+---+---+---+---+---+---+---+---+---+---+---+---+---+
|                               Type                               |
+---+---+---+---+---+---+---+---+---+---+---+---+---+---+---+---+
|                               TE Router ID                       |
+---+---+---+---+---+---+---+---+---+---+---+---+---+---+---+---+

```

The IPv4 TE Router ID SHOULD be identical to the value advertised in the IPv4 Traffic Engineering Router ID TLV [[RFC5305](#)].

When the TE Router ID is needed to reach all routers within an entire ISIS routing domain, the IS-IS Router capability TLV MUST be included in its LSP. If an ASBR supports Traffic Engineering for IPv4 and if the ASBR has an IPv4 TE Router ID, the IPv4 TE Router ID sub-TLV MUST be included. If the ASBR does not have an IPv4 TE Router ID, the IPv6 TE Router sub-TLV MUST be included instead. An IPv4 TE Router ID sub-TLV and IPv6 TE Router ID sub-TLV MAY both be present in an IS-IS router capability TLV.

3.4.2. IPv6 TE Router ID sub-TLV

The IPv6 TE Router ID sub-TLV is TLV type 12 (see [Section 6.3](#)) and is 16 octets in length. The format of the IPv6 TE Router ID sub-TLV is as follows:

```

0                               1                               2                               3
0 1 2 3 4 5 6 7 8 9 0 1 2 3 4 5 6 7 8 9 0 1 2 3 4 5 6 7 8 9 0 1
+---+---+---+---+---+---+---+---+---+---+---+---+---+---+---+---+
|                               Type                               |
+---+---+---+---+---+---+---+---+---+---+---+---+---+---+---+---+
|                               TE Router ID                       |
+---+---+---+---+---+---+---+---+---+---+---+---+---+---+---+---+
|                               TE Router ID   (continued)       |
+---+---+---+---+---+---+---+---+---+---+---+---+---+---+---+---+
|                               TE Router ID   (continued)       |
+---+---+---+---+---+---+---+---+---+---+---+---+---+---+---+---+
|                               TE Router ID   (continued)       |
+---+---+---+---+---+---+---+---+---+---+---+---+---+---+---+---+

```

The IPv6 TE Router ID SHOULD be identical to the value advertised in the IPv6 Traffic Engineering Router ID TLV [[RFC6119](#)].

When the TE Router ID is needed to reach all routers within an entire ISIS routing domain, the IS-IS router capability TLV MUST be included in its LSP. If an ASBR supports Traffic Engineering for IPv6 and if the ASBR has an IPv6 TE Router ID, the IPv6 TE Router ID sub-TLV MUST be included. If the ASBR does not have an IPv6 TE Router ID, the

IPv4 TE Router sub-TLV MUST be included instead. An IPv4 TE Router ID sub-TLV and IPv6 TE Router ID sub-TLV MAY both be present in an IS-IS router capability TLV.

4. Procedure for Inter-AS TE Links

When TE is enabled on an inter-AS link and the link is up, the ASBR SHOULD advertise this link using the normal procedures for [\[RFC5305\]](#). When either the link is down or TE is disabled on the link, the ASBR SHOULD withdraw the advertisement. When there are changes to the TE parameters for the link (for example, when the available bandwidth changes), the ASBR SHOULD re-advertise the link but MUST take precautions against excessive re-advertisements.

Hellos MUST NOT be exchanged over the inter-AS link, and consequently, an ISIS adjacency MUST NOT be formed.

The information advertised comes from the ASBR's knowledge of the TE capabilities of the link, the ASBR's knowledge of the current status and usage of the link, and configuration at the ASBR of the remote AS number and remote ASBR TE Router ID.

Legacy routers receiving an advertisement for an inter-AS TE link are able to ignore it because they do not know the new TLV and sub-TLVs that are defined in [Section 3](#) of this document. They will continue to flood the LSP, but will not attempt to use the information received.

In the current operation of ISIS TE, the LSRs at each end of a TE link emit LSPs describing the link. The databases in the LSRs then have two entries (one locally generated, the other from the peer) that describe the different 'directions' of the link. This enables Constrained Shortest Path First (CSPF) to do a two-way check on the link when performing path computation and eliminate it from consideration unless both directions of the link satisfy the required constraints.

In the case we are considering here (i.e., of a TE link to another AS), there is, by definition, no IGP peering and hence no bidirectional TE link information. In order for the CSPF route computation entity to include the link as a candidate path, we have to find a way to get LSPs describing its (bidirectional) TE properties into the TE database.

This is achieved by the ASBR advertising, internally to its AS, information about both directions of the TE link to the next AS. The ASBR will normally generate a LSP describing its own side of a link; here we have it 'proxy' for the ASBR at the edge of the other AS and

generate an additional LSP that describes that device's 'view' of the link.

Only some essential TE information for the link needs to be advertised; i.e., the Interface Address, the remote AS number, and the remote ASBR ID of an inter-AS TE link.

Routers or PCEs that are capable of processing advertisements of inter-AS TE links SHOULD NOT use such links to compute paths that exit an AS to a remote ASBR and then immediately re-enter the AS through another TE link. Such paths would constitute extremely rare occurrences and SHOULD NOT be allowed except as the result of specific policy configurations at the router or PCE computing the path.

4.1. Origin of Proxied TE Information

[Section 4](#) describes how an ASBR advertises TE link information as a proxy for its neighbor ASBR, but does not describe where this information comes from.

Although the source of this information is outside the scope of this document, it is possible that it will be a configuration requirement at the ASBR, as are other local properties of the TE link. Further, where BGP is used to exchange IP routing information between the ASBRs, a certain amount of additional local configuration about the link and the remote ASBR is likely to be available.

We note further that it is possible, and may be operationally advantageous, to obtain some of the required configuration information from BGP. Whether and how to utilize these possibilities is an implementation matter.

5. Security Considerations

The protocol extensions defined in this document are relatively minor and can be secured within the AS in which they are used by the existing ISIS security mechanisms (e.g., using the cleartext passwords or Hashed Message Authentication Codes - Message Digest 5 (HMAC-MD5) algorithm, which are defined in [\[RFC1195\]](#) and [\[RFC3567\]](#) separately).

There is no exchange of information between ASes, and no change to the ISIS security relationship between the ASes. In particular, since no ISIS adjacency is formed on the inter-AS links, there is no requirement for ISIS security between the ASes.

Some of the information included in these new advertisements (e.g., the remote AS number and the remote ASBR ID) is obtained manually from a neighboring administration as part of a commercial relationship. The source and content of this information should be carefully checked before it is entered as configuration information at the ASBR responsible for advertising the inter-AS TE links.

It is worth noting that in the scenario we are considering, a Border Gateway Protocol (BGP) peering may exist between the two ASBRs and that this could be used to detect inconsistencies in configuration (e.g., the administration that originally supplied the information may be lying, or some manual mis-configurations or mistakes may be made by the operators). For example, if a different remote AS number is received in a BGP OPEN [[RFC4271](#)] from that locally configured to ISIS-TE, as we describe here, then local policy SHOULD be applied to determine whether to alert the operator to a potential mis-configuration or to suppress the ISIS advertisement of the inter-AS TE link. Note further that if BGP is used to exchange TE information as described in [Section 4.1](#), the inter-AS BGP session SHOULD be secured using mechanisms as described in [[RFC4271](#)] to provide authentication and integrity checks.

For a discussion of general security considerations for IS-IS, see [[RFC5304](#)].

6. IANA Considerations

IANA is requested to make the following allocations from registries under its control.

6.1. Inter-AS Reachability TLV

This document defines the following new ISIS TLV type, described in [Section 3.1](#), which has been registered in the ISIS TLV codepoint registry:

Type	Description	IIH	LSP	SNP
----	-----	---	---	---
141	inter-AS reachability information	n	y	n

6.2. Sub-TLVs for the Inter-AS Reachability TLV

This document defines the following new sub-TLV types (described in Sections [3.3.1](#), [3.3.2](#), [3.3.3](#), and, [3.3.4](#)) of top-level TLV 141 (see [Section 6.1](#) above), which have been registered in the ISIS sub-TLV registry for TLV 141. Note that these four new sub-TLVs SHOULD NOT

appear in TLV 22 (or TLV 23, TLV 222, TLV223) and MUST be ignored in TLV 22 (or TLV 23, TLV 222, TLV223):

Type	Description
----	-----
24	remote AS number
25	IPv4 remote ASBR identifier
26	IPv6 remote ASBR identifier
TBD1	IPv6 Router ID

As described above in [Section 3.1](#), the sub-TLVs which are defined in [\[RFC5305\]](#), [\[RFC6119\]](#) and other documents for describing the TE properties of an TE link are applicable to describe an inter-AS TE link and MAY be included in the inter-AS reachability TLV when advertising inter-AS TE links.

IANA has created the following sub-TLVs registries in "Sub-TLVs for TLVs 22, 23, 141, 222, and 223" registry.

Type	Description	TLV 22	TLV 23	TLV 141	TLV 222	TLV 223	Reference
----	-----	---	---	---	---	---	-----
24	remote AS number	n	n	y	n	n	[This.I-D]
25	IPv4 remote ASBR identifier	n	n	y	n	n	[This.I-D]
26	IPv6 remote ASBR identifier	n	n	y	n	n	[This.I-D]

IANA is requested to create a new sub-TLV registry in "Sub-TLVs for TLVs 22, 23, 141, 222, and 223" registry.

Type	Description	TLV 22	TLV 23	TLV 141	TLV 222	TLV 223	Reference
----	-----	---	---	---	---	---	-----
TBD1	IPv6 Router ID	n	n	y	n	n	[This.I-D]

6.3. Sub-TLVs for the IS-IS Router Capability TLV

This document defines the following new sub-TLV types, described in Sections [3.4.1](#) and [3.4.2](#), of top-level TLV 242 (which is defined in [\[RFC4971\]](#)) that have been registered in the ISIS sub-TLV registry for TLV 242:

Type	Description	Length
----	-----	-----
11	IPv4 TE Router ID	4
12	IPv6 TE Router ID	16

7. Acknowledgements

For the original version of [RFC5316] the authors would like to thank Adrian Farrel, Jean-Louis Le Roux, Christian Hopps, Les Ginsberg, and Hannes Gredler for their review and comments on this document.

8. References

8.1. Normative References

- [RFC1195] Callon, R., "Use of OSI IS-IS for routing in TCP/IP and dual environments", [RFC 1195](#), DOI 10.17487/RFC1195, December 1990, <<http://www.rfc-editor.org/info/rfc1195>>.
- [RFC2119] Bradner, S., "Key words for use in RFCs to Indicate Requirement Levels", [BCP 14](#), [RFC 2119](#), DOI 10.17487/RFC2119, March 1997, <<http://www.rfc-editor.org/info/rfc2119>>.
- [RFC5305] Li, T. and H. Smit, "IS-IS Extensions for Traffic Engineering", [RFC 5305](#), DOI 10.17487/RFC5305, October 2008, <<http://www.rfc-editor.org/info/rfc5305>>.
- [RFC6119] Harrison, J., Berger, J., and M. Bartlett, "IPv6 Traffic Engineering in IS-IS", [RFC 6119](#), DOI 10.17487/RFC6119, February 2011, <<http://www.rfc-editor.org/info/rfc6119>>.

8.2. Informative References

- [RFC3209] Awduche, D., Berger, L., Gan, D., Li, T., Srinivasan, V., and G. Swallow, "RSVP-TE: Extensions to RSVP for LSP Tunnels", [RFC 3209](#), DOI 10.17487/RFC3209, December 2001, <<http://www.rfc-editor.org/info/rfc3209>>.
- [RFC3567] Li, T. and R. Atkinson, "Intermediate System to Intermediate System (IS-IS) Cryptographic Authentication", [RFC 3567](#), DOI 10.17487/RFC3567, July 2003, <<http://www.rfc-editor.org/info/rfc3567>>.
- [RFC4206] Kompella, K. and Y. Rekhter, "Label Switched Paths (LSP) Hierarchy with Generalized Multi-Protocol Label Switching (GMPLS) Traffic Engineering (TE)", [RFC 4206](#), DOI 10.17487/RFC4206, October 2005, <<http://www.rfc-editor.org/info/rfc4206>>.

- [RFC4216] Zhang, R., Ed. and J. Vasseur, Ed., "MPLS Inter-Autonomous System (AS) Traffic Engineering (TE) Requirements", [RFC 4216](#), DOI 10.17487/RFC4216, November 2005, <<http://www.rfc-editor.org/info/rfc4216>>.
- [RFC4271] Rekhter, Y., Ed., Li, T., Ed., and S. Hares, Ed., "A Border Gateway Protocol 4 (BGP-4)", [RFC 4271](#), DOI 10.17487/RFC4271, January 2006, <<http://www.rfc-editor.org/info/rfc4271>>.
- [RFC4655] Farrel, A., Vasseur, J., and J. Ash, "A Path Computation Element (PCE)-Based Architecture", [RFC 4655](#), DOI 10.17487/RFC4655, August 2006, <<http://www.rfc-editor.org/info/rfc4655>>.
- [RFC4971] Vasseur, JP., Ed., Shen, N., Ed., and R. Aggarwal, Ed., "Intermediate System to Intermediate System (IS-IS) Extensions for Advertising Router Information", [RFC 4971](#), DOI 10.17487/RFC4971, July 2007, <<http://www.rfc-editor.org/info/rfc4971>>.
- [RFC5152] Vasseur, JP., Ed., Ayyangar, A., Ed., and R. Zhang, "A Per-Domain Path Computation Method for Establishing Inter-Domain Traffic Engineering (TE) Label Switched Paths (LSPs)", [RFC 5152](#), DOI 10.17487/RFC5152, February 2008, <<http://www.rfc-editor.org/info/rfc5152>>.
- [RFC5304] Li, T. and R. Atkinson, "IS-IS Cryptographic Authentication", [RFC 5304](#), DOI 10.17487/RFC5304, October 2008, <<http://www.rfc-editor.org/info/rfc5304>>.
- [RFC5307] Kompella, K., Ed. and Y. Rekhter, Ed., "IS-IS Extensions in Support of Generalized Multi-Protocol Label Switching (GMPLS)", [RFC 5307](#), DOI 10.17487/RFC5307, October 2008, <<http://www.rfc-editor.org/info/rfc5307>>.
- [RFC5316] Chen, M., Zhang, R., and X. Duan, "ISIS Extensions in Support of Inter-Autonomous System (AS) MPLS and GMPLS Traffic Engineering", [RFC 5316](#), DOI 10.17487/RFC5316, December 2008, <<http://www.rfc-editor.org/info/rfc5316>>.
- [RFC5441] Vasseur, JP., Ed., Zhang, R., Bitar, N., and JL. Le Roux, "A Backward-Recursive PCE-Based Computation (BRPC) Procedure to Compute Shortest Constrained Inter-Domain Traffic Engineering Label Switched Paths", [RFC 5441](#), DOI 10.17487/RFC5441, April 2009, <<http://www.rfc-editor.org/info/rfc5441>>.

[RFC6823] Ginsberg, L., Previdi, S., and M. Shand, "Advertising Generic Information in IS-IS", [RFC 6823](#), DOI 10.17487/RFC6823, December 2012, <<http://www.rfc-editor.org/info/rfc6823>>.

Authors' Addresses

Mach(Guoyi) Chen
Huawei

Email: mach.chen@huawei.com

Les Ginsberg
Cisco Systems

Email: ginsberg@cisco.com

Stefano Previdi
Cisco Systems

Email: sprevidi@cisco.com